

5 Parts List

Overview

Introduction 5-3
 Subsystem Information 5-4
 Symbology 5-5

Parts Lists

1. Drives

PL 1.1 Main Drive..... 5-9

2. Paper Transportation

PL 2.1 Tray 1..... 5-9
 PL 2.2 Tray..... 5-11
 PL 2.3 Tray 1 Drive 5-12
 PL 2.4 Registration..... 5-13
 PL 2.5 Vertical Transport Unit..... 5-14
 PL 2.6 Transfer Cover..... 5-15
 PL 2.7 Left Cover Assembly..... 5-16

3. ROS

PL 3.1 ROS..... 5-17

4. Xerographics/Development

PL 4.1 XERO/Developer 5-18
 PL 4.2 Toner System 5-19

5. Fuser

PL 5.1 Fuser..... 5-20

6. Exit

PL 6.1 Exit Assembly 5-21
 PL 6.2 Exit Assembly 5-22
 PL 6.3 Exit + OCT Assembly..... 5-23

7. MPT

PL 7.1 MPT Unit..... 5-24
 PL 7.2 Lower Frame Assembly 5-25
 PL 7.3 MPT Tray Assembly 5-26

8. Duplex

PL 8.1 Duplex Assembly 5-27
 PL 8.2 Chute Assembly..... 5-28

9. Electrical Components

PL 9.1 Electrical 5-29
 PL 9.2 ESS..... 5-30
 PL 9.3 FAX..... 5-31
 PL 9.4 Wire Harness 5-32

10. Covers

PL 10.1 Font, Left..... 5-33
 PL 10.2 Rear, Right..... 5-34

11. IIT

PL 11.1 IIT Assembly 5-35
 PL 11.2 IIT Unit 5-36
 PL 11.3 IIT Under Cover Assembly..... 5-37
 PL 11.4 Module Assembly..... 5-38
 PL 11.5 Center Plate Assembly 5-39
 PL 11.6 MFC and EXT PWB Box..... 5-40
 PL 11.7 Control Panel 5-41
 PL 11.8 Fax Unit Control Panel..... 5-42

12. Tray Module -2T

PL 12.1 Tray, Feeder Assembly-2Tray 5-43
 PL 12.2 Tray 3/4 Assembly-2Tray..... 5-44
 PL 12.3 Tray 3/4 Feeder-2Tray 5-45
 PL 12.4 Left Cover-2Tray 5-46
 PL 12.5 Takeaway Roll-2Tray..... 5-47
 PL 12.6 Electrical-2Tray 5-48
 PL 12.7 Cover-2Tray 5-49

13. Tray Module -ST

PL 13.1 Tray, Feeder Assembly-Single Tray 5-51
 PL 13.2 Tray Assembly-Single Tray 5-52
 PL 13.3 Tray Feeder-Single Tray 5-53
 PL 13.4 Left Cover-Single Tray 5-54
 PL 13.5 Takeaway Roll-Single Tray 5-55
 PL 13.6 Electrical-Single Tray 5-56
 PL 13.7 Cover-Single Tray 5-57

14. Mobile Stand

PL 14.1 Mobile Stand..... 5-59

15. DADF/ADF

PL 15.1 DADF/ADF Assembly 5-60
 PL 15.2 DADF/ADF Component, Cover..... 5-61
 PL 15.3 DADF/ADF Base Cover Component..... 5-62
 PL 15.4 DADF/ADF Feeder Component..... 5-63
 PL 15.5 DADF/ADF Lower Feeder Component 5-64
 PL 15.6 DADF/ADF Retard Roll Component 5-65
 PL 15.7 DADF/ADF Lower Feeder Assembly 5-66
 PL 15.8 DADF/ADF Retard Roll Assembly 5-67
 PL 15.9 Upper Feeder Assembly 5-68
 PL 15.10 DADF/ADF Document Tray 5-69

Common Hardware

Common Hardware 5-70
 Part Number Index 5-71

Introduction

Overview

The Parts List section identifies all part numbers and the corresponding location of all spared subsystem components.

Organization

Parts Lists

Each item number in the part number listing corresponds to an item number in the related illustration. All the parts in a given subsystem of the machine will be located in the same illustration or in a series of associated illustrations.

Electrical Connectors and Fasteners

This section contains the illustrations and descriptions of the plugs, jacks, and fasteners used in the machine. A part number listing of the connectors is included.

Common Hardware

The common hardware is listed in alphabetical order by the letter or letters used to identify each item in the part number listing and in the illustrations. Dimensions are in millimeters unless otherwise identified.

Part Number Index

This index lists all the spared parts in the machine in numerical order. Each number is followed by a reference to the parts list on which the part may be found.

Other Information

Abbreviations

Abbreviations are used in the parts lists and the exploded view illustrations to provide information in a limited amount of space. The following abbreviations are used in this manual:

Table 1

Abbreviation	Meaning
A3	297 x 594 Millimeters
A4	210 x 297 Millimeters
A5	148 x 210 Millimeters
AD	Auto Duplex
AWG	American Wire Gauge
EMI	Electro Magnetic Induction
GB	Giga Byte
KB	Kilo Byte
MB	Mega Byte
MM	Millimeters
MOD	Magneto Optical Drive
NOHAD	Noise Ozone Heat Air Dirt
PL	Parts List
P/O	Part of

Table 1

Abbreviation	Meaning
R/E	Reduction/Enlargement

Table 2 Operating Companies

Abbreviation	Meaning
AO	Americas Operations
NASG - US	North American Solutions Group - US
NASG - Canada	North American Solutions Group - Canada
XE	Xerox Europe

Symbology

Symbology used in the Parts List section is identified in the Symbology section.

Service Procedure Referencing

If a part or assembly has an associated repair or adjustment procedure, the procedure number will be listed at the end of the part description in the parts lists e.g. (REP 5.1.1, ADJ 11.1.1)

Subsystem Information

Use of the Term “Assembly”

The term “assembly” will be used for items in the part number listing that include other itemized parts in the part number listing. When the word “assembly” is found in the part number listing, there will be a corresponding item number on the illustrations followed by a bracket and a listing of the contents of the assembly.

Brackets

A bracket is used when an assembly or kit is spared, but is not shown in the illustration. The item number of the assembly or kit precedes the bracket; the item numbers of the piece parts follow the bracket.

Tag

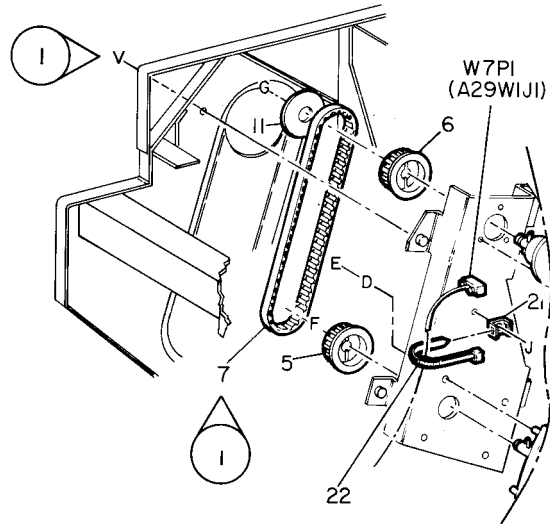
The notation “W/Tag” in the parts description indicates that the part configuration has been updated. Check the change Tag index in the General Information section of the Service Data for the name and purpose of the modification.

In some cases, a part or assembly may be spared in two versions: with the Tag and without the Tag. In those cases, use whichever part is appropriate for the configuration of the machine on which the part is to be installed. If the machine does not have a particular Tag and the only replacement part available is listed as “W/Tag”, install the Tag kit or all of the piece parts. The Change Tag Index tells you which kit or piece parts you need.

Whenever you install a Tag kit or all the piece parts that make up a Tag, mark the appropriate number on the Tag matrix.

Symbology

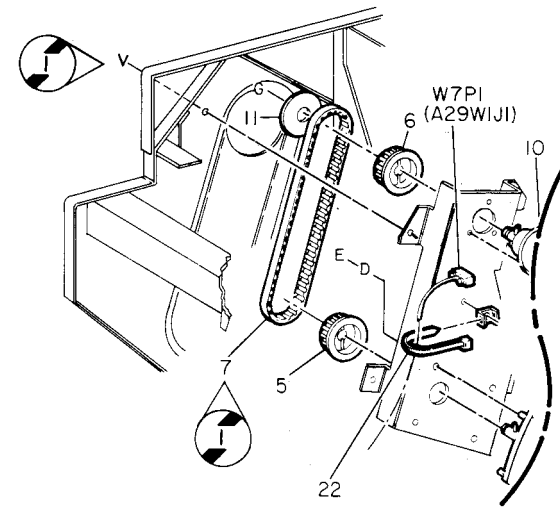
A Tag number within a circle pointing to an item number shows that the part has been changed by the tag number within the circle (Figure 1). Information on the modification is in the Change Tag Index.



0	Z004	A
850	PL	M I

Figure 1 With Tag Symbol.(0z004a)

A Tag number within a circle having a shaded bar and pointing to an item number shows that the configuration of the part shown is the configuration before the part was changed by the Tag number within the circle (Figure 2).



0	Z005	A
850	PL	M I

Figure 2 Without Tag Symbol.(0z005a)

A tag number within a circle with no apex shows that the entire drawing has been changed by the tag number within the circle (Figure 3). Information on the modification is in the Change Tag Index.

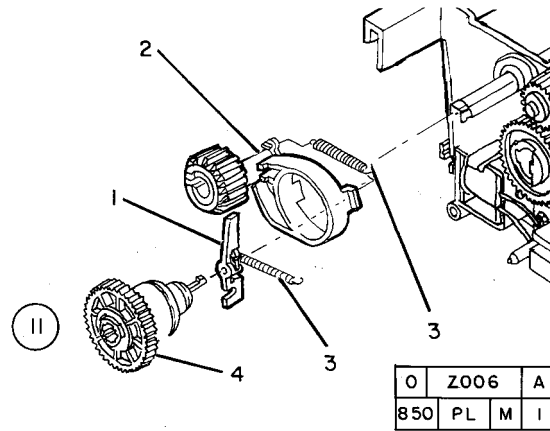


Figure 3 Entire Drawing With Tag Symbol.(0z006a)

A tag number within a circle with no apex and having a shaded bar shows that the entire drawing was the configuration before being changed by the tag number within the circle (Figure 4).

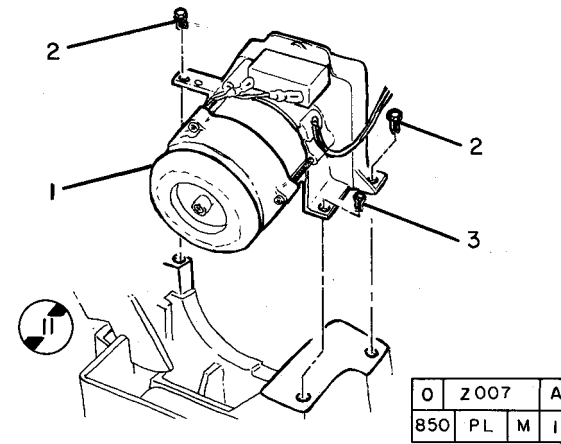


Figure 4 Entire Drawing Without Tag Symbol.(0z007a)

Below square colored black with number informs you that adjustment procedure for the parts is described in Section 4 Repairs and Adjustments. (Figure 5)

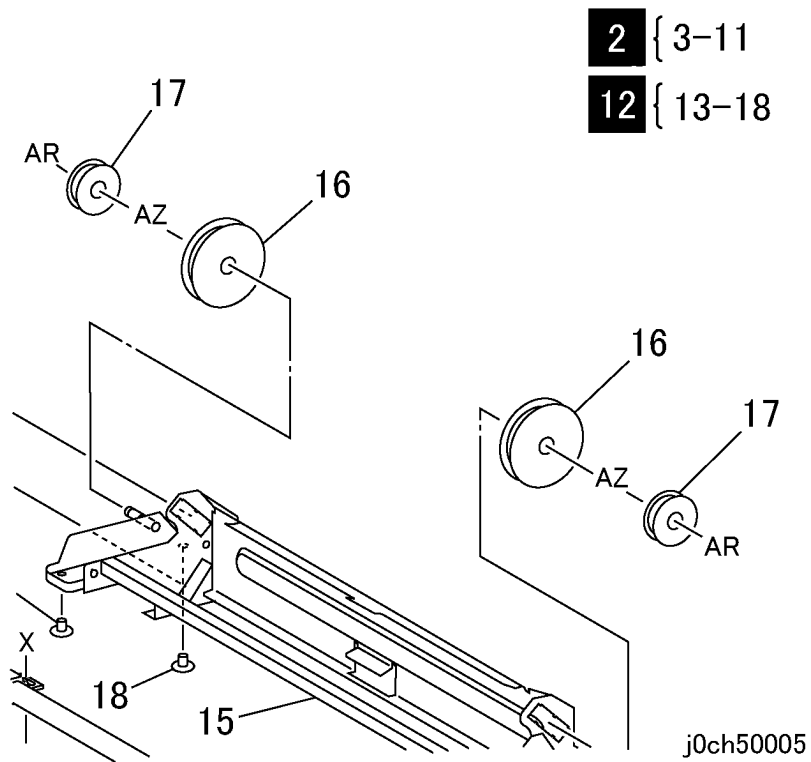


Figure 5 Adjustments procedure with item number.(j0ch50005)

Below square with number informs you that repair procedure for the parts is described in Section 4 Repairs and Adjustments. (Figure 6)

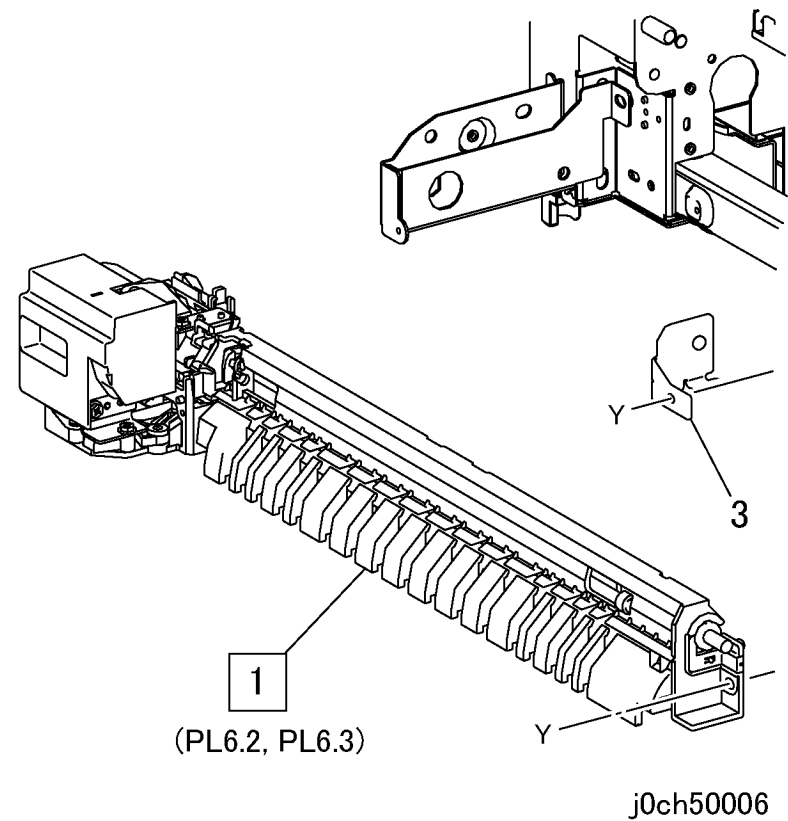


Figure 6 Repair procedure with item number.(j0ch50006)

Below double square colored black with number informs you that repair/adjustment procedure for the parts is described in Section 4 Repairs and Adjustments. (Figure 7)

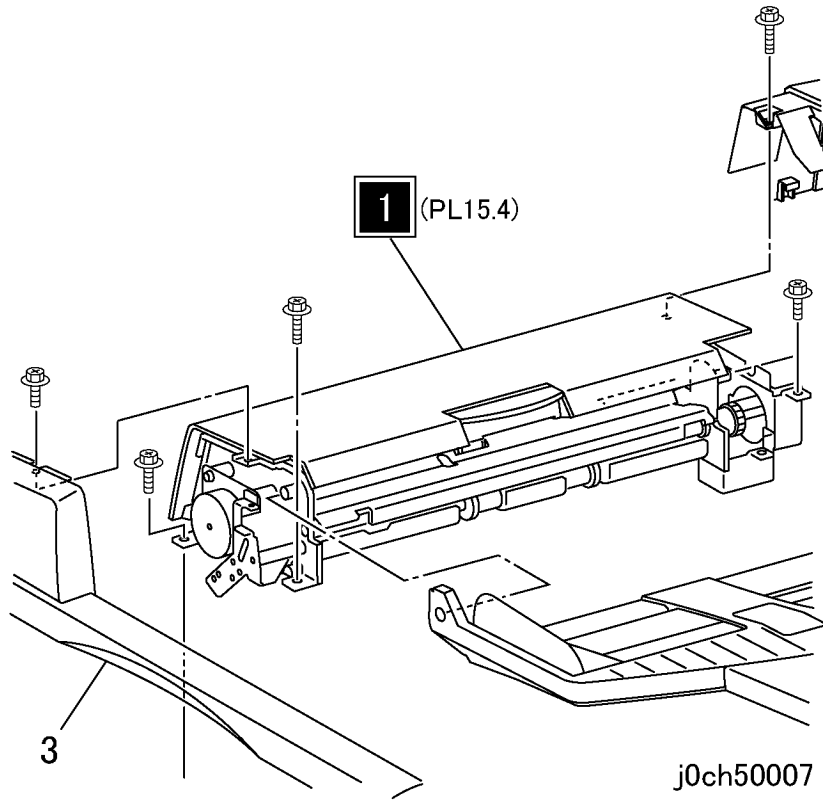
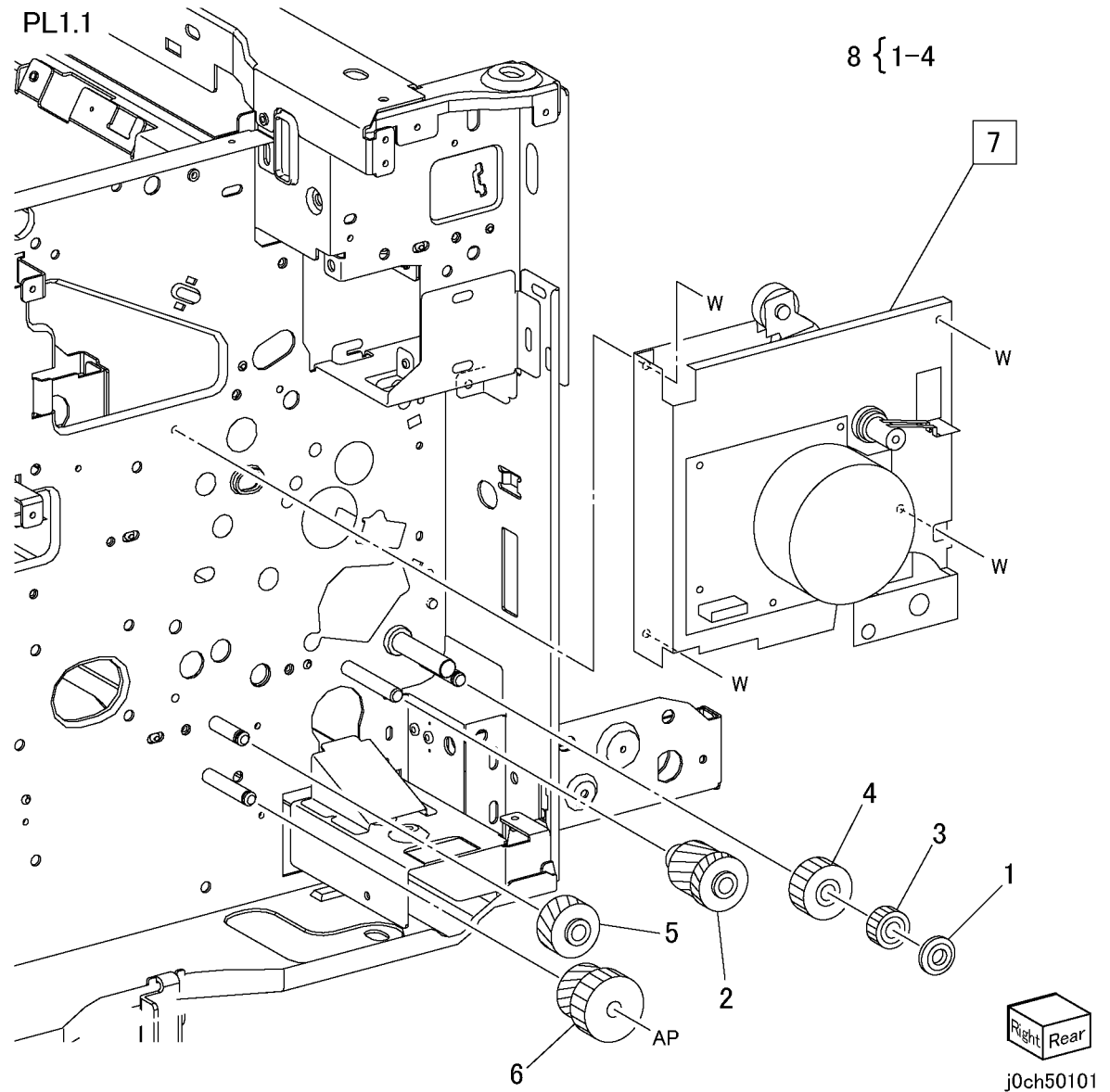


Figure 7 Repair & Adjustments procedure with item number.(j0ch50007)

PL 1.1 Main Drive

Item	Part	Description
1	-	Collar (P/O PL 1.1 Item 8)
2	-	Gear (21T/21T) (P/O PL 1.1 Item 8)
3	-	Gear (18T) (P/O PL 1.1 Item 8)
4	-	Gear (28T) (T/A) (P/O PL 1.1 Item 8)
5	007E79140	Gear (28T) (Feeder)
6	007E79150	Gear (19T/32T) (Feeder)
7	007K88574	Main Drive Assembly (REP 1.1.1)
8	604K20500	Drive Gear Kit



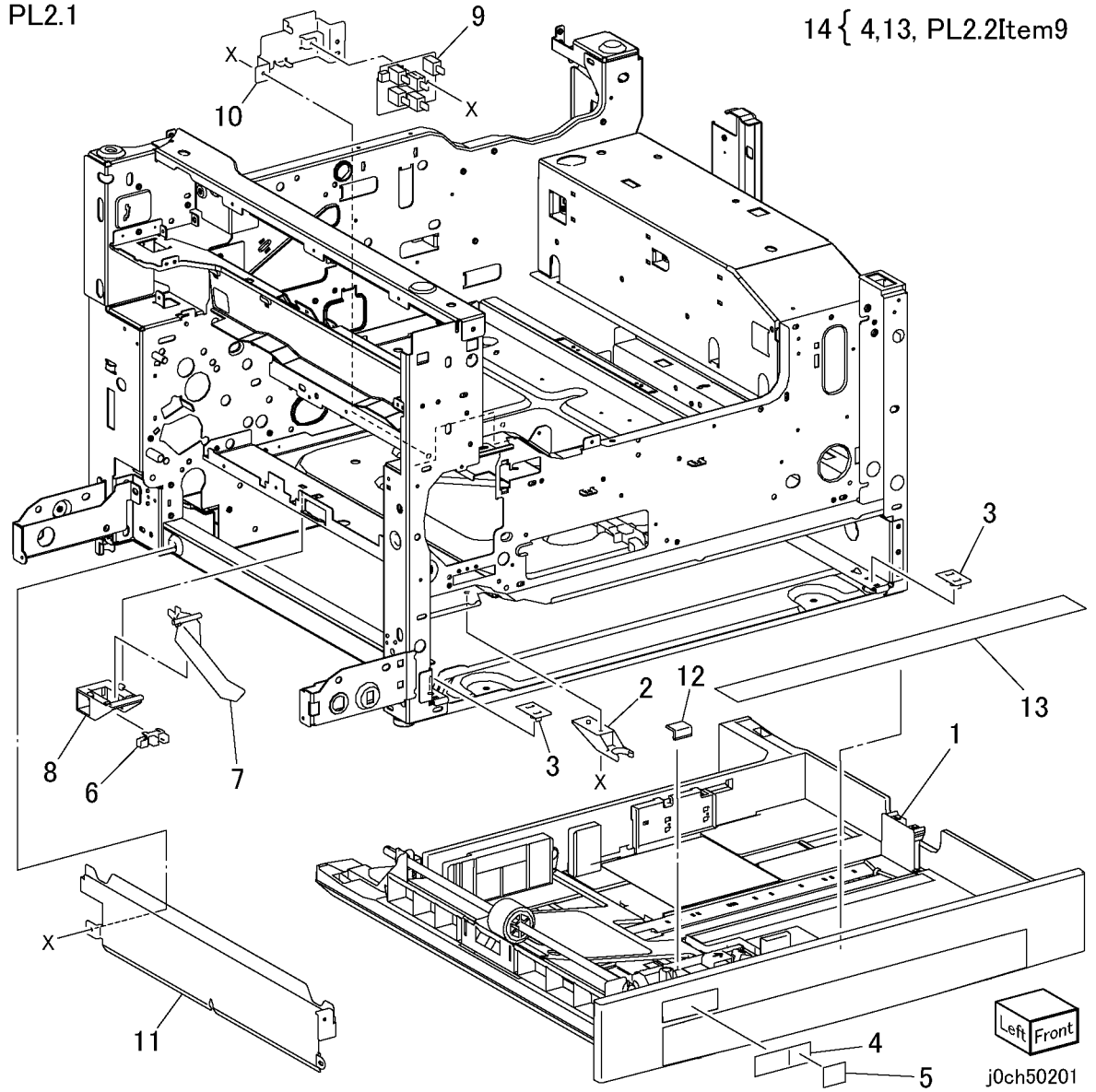
PL 2.1 Tray 1

Item	Part	Description
------	------	-------------

1	050K50150	Tray 1 (PL 2.2)
2	003E60950	Front Tray Stopper
3	014E45350	Spacer
4	893E16030	Tray 1 Label (P/O PL 2.1 Item 14)
5	893E23040	Size Label
6	930W00103	Tray1 No Paper Sensor
7	120E23790	Actuator
8	-	Holder (Not Spared)
9	110K11680	Tray1 Paper Size Switch
10	-	Bracket (Not Spared)
11	054K26190	Paper Chute Assembly
12	-	Cap (Not Spared)
13	-	Label (Instruction) (Not Spared) (P/O PL 2.1 Item 14)
14	604K20550	Tray Label Kit

PL2.1

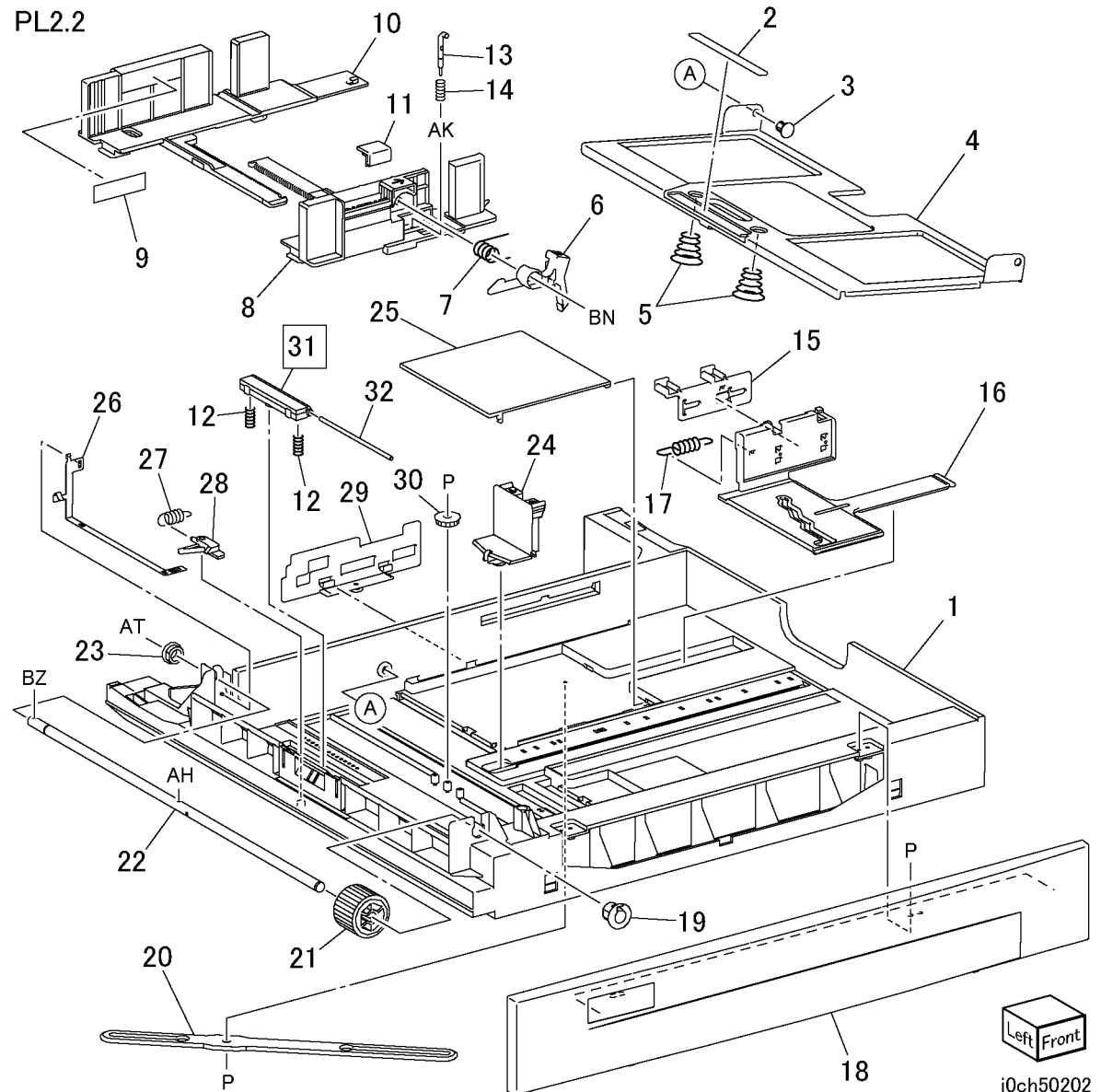
14 { 4,13, PL2.2Item9



PL 2.2 Tray

Item	Part	Description
1	-	Cassette (P/O PL 2.1 Item 1)
2	019E57700	Pad
3	-	Pivot (P/O PL 2.1 Item 1)
4	-	Bottom Plate (P/O PL 2.1 Item 1)
5	-	Spring (P/O PL 2.1 Item 1)
6	-	Knob (P/O PL 2.1 Item 1)
7	-	Spring (P/O PL 2.1 Item 1)
8	-	Side Guide (Front) (P/O PL 2.1 Item 1)
9	-	Label (Max) (P/O PL 2.1 Item 14)
10	-	Side Guide (Rear) (P/O PL 2.1 Item 1)
11	-	Slide (P/O PL 2.1 Item 1)
12	809E27650	Spring
13	-	Pin (P/O PL 2.1 Item 1)
14	-	Spring (P/O PL 2.1 Item 1)
15	-	Actuator (P/O PL 2.1 Item 1)
16	-	Actuator (P/O PL 2.1 Item 1)
17	-	Spring (P/O PL 2.1 Item 1)
18	-	Cassette Cover (P/O PL 2.1 Item 1)
19	-	Bearing (P/O PL 2.1 Item 1)
20	-	Link (P/O PL 2.1 Item 1)
21	059K32772	Feed Roll
22	806E04191	Shaft
23	-	Bearing (P/O PL 2.1 Item 1)
24	-	End Guide (P/O PL 2.1 Item 1)
25	-	Cover (P/O PL 2.1 Item 1)
26	-	Earth Plate (P/O PL 2.1 Item 1)
27	-	Spring (P/O PL 2.1 Item 1)
28	-	Stopper (P/O PL 2.1 Item 1)
29	-	Actuator (P/O PL 2.1 Item 1)
30	-	Pinion Gear (P/O PL 2.1 Item 1)
31	019K98722	Retard Pad (REP 2.2.1)
32	-	Shaft (P/O PL 2.1 Item 1)

PL2.2



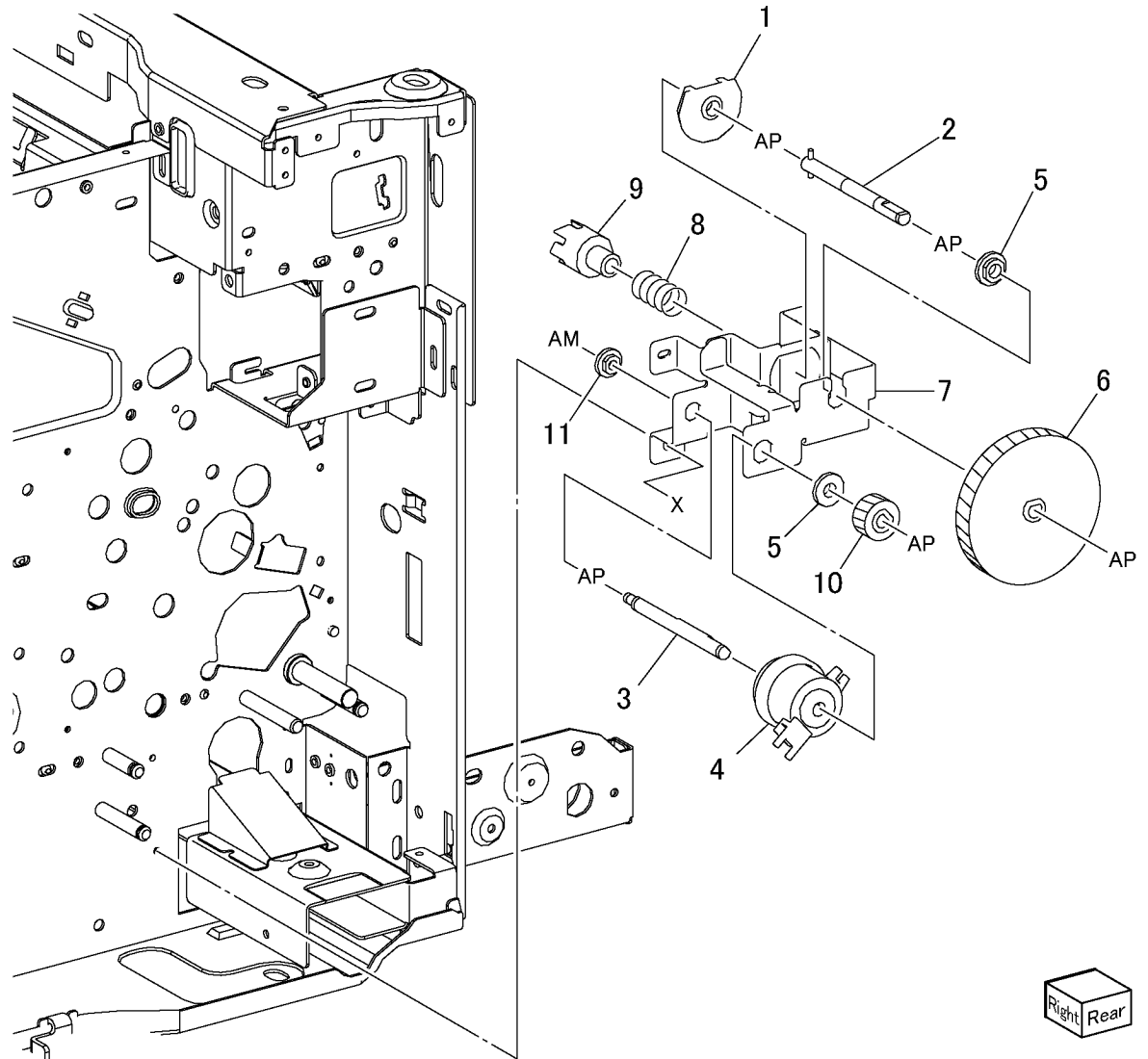
Left Front

j0ch50202

PL 2.3 Tray 1 Drive

Item	Part	Description
1	-	Bearing (Not Spared)
2	-	Shaft (Not Spared)
3	-	Shaft (Not Spared)
4	121K32581	Tray1 Feed Clutch
5	-	Bearing (Not Spared)
6	-	Gear (75T) (Not Spared)
7	-	Bracket (Not Spared)
8	-	Spring (Not Spared)
9	-	Coupling (Not Spared)
10	-	Gear (18T) (Not Spared)
11	-	Bearing (Not Spared)

PL2.3

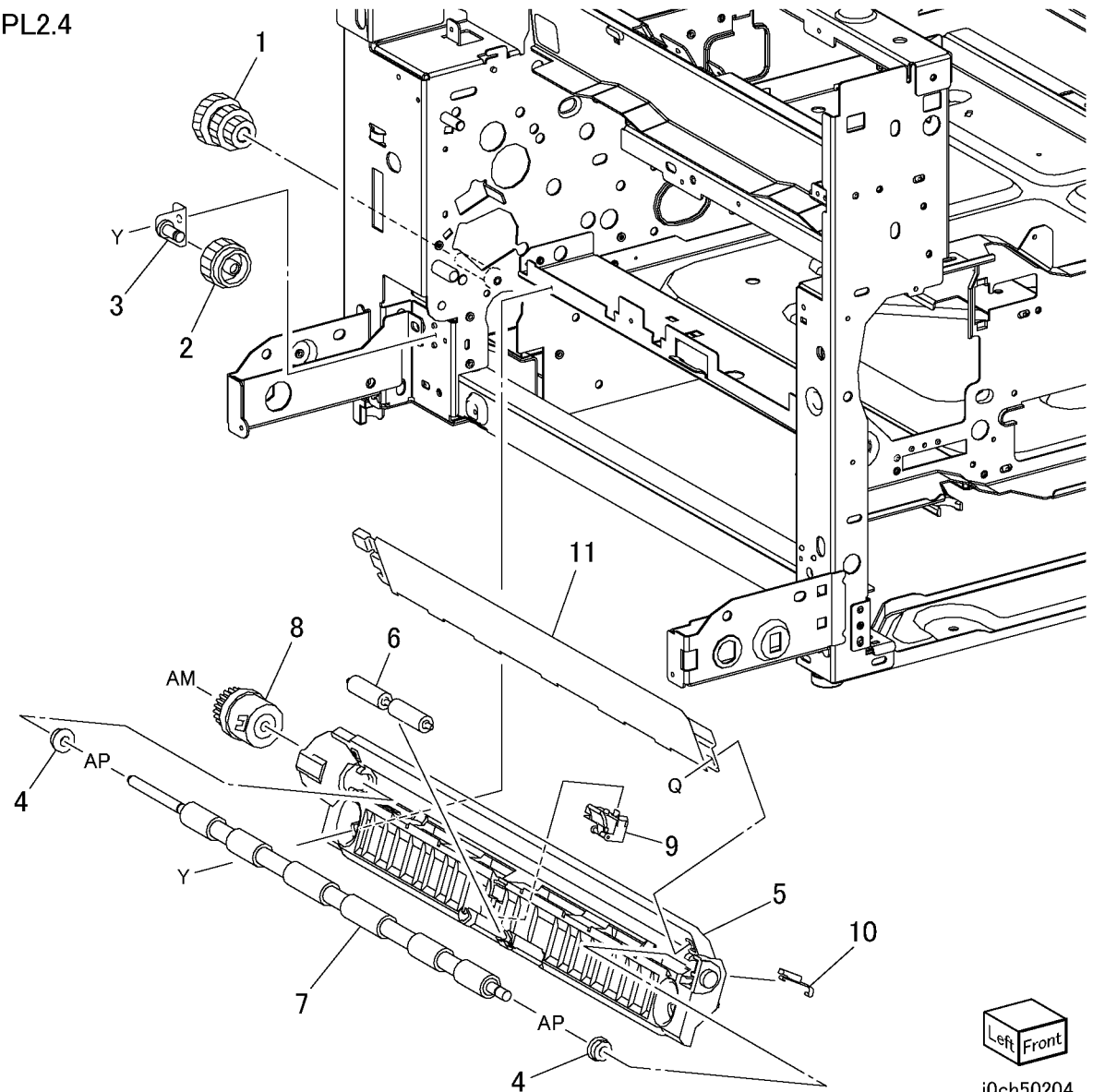


j0ch50203

PL 2.4 Registration

Item	Part	Description
1	-	Gear (29-26-19T) (Not Spared)
2	-	Gear (31T) (Not Spared)
3	-	Bracket (Not Spared)
4	-	Bearing (Not Spared)
5	054E23940	Registration Chute
6	-	Idler Roll (Not Spared)
7	059K31021	Registration Roll
8	121K32660	Registration Clutch
9	130K64270	Registration Sensor
10	-	Earth Plate (Not Spared)
11	054K23940	Chute Assembly

PL2.4



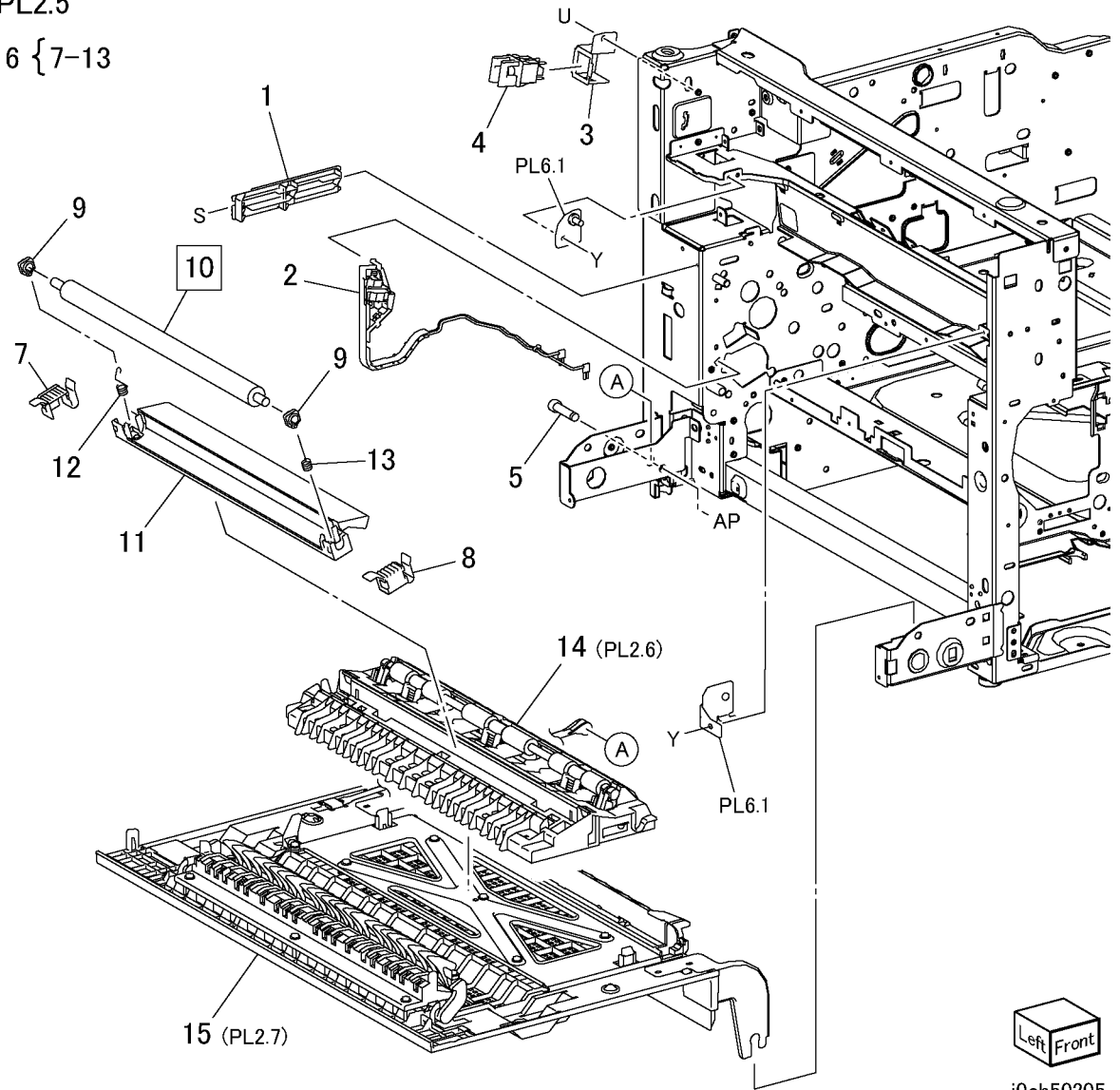
j0ch50204

PL 2.5 Vertical Transport Unit

Item	Part	Description
1	–	Link Assembly (Not Spared)
2	802K49240	Wire Harness
3	–	Bracket (Not Spared)
4	110E94770	Left Cover Interlock Switch
5	–	Stud (Not Spared)
6	802K56094	BTR Assembly
7	–	Lever (Rear) (P/O PL 2.5 Item 6)
8	–	Lever (Front) (P/O PL 2.5 Item 6)
9	–	Bearing (P/O PL 2.5 Item 6)
10	–	BTR (REP 2.5.2) (P/O PL 2.5 Item 6)
11	–	BTR Housing (P/O PL 2.5 Item 6)
12	–	Spring (P/O PL 2.5 Item 6)
13	–	Spring (P/O PL 2.5 Item 6)
14	054K24051	Chute Assembly (PL 2.6)
15	802K63590	Left Cover Assembly (PL 2.7)

PL2.5

6 { 7-13



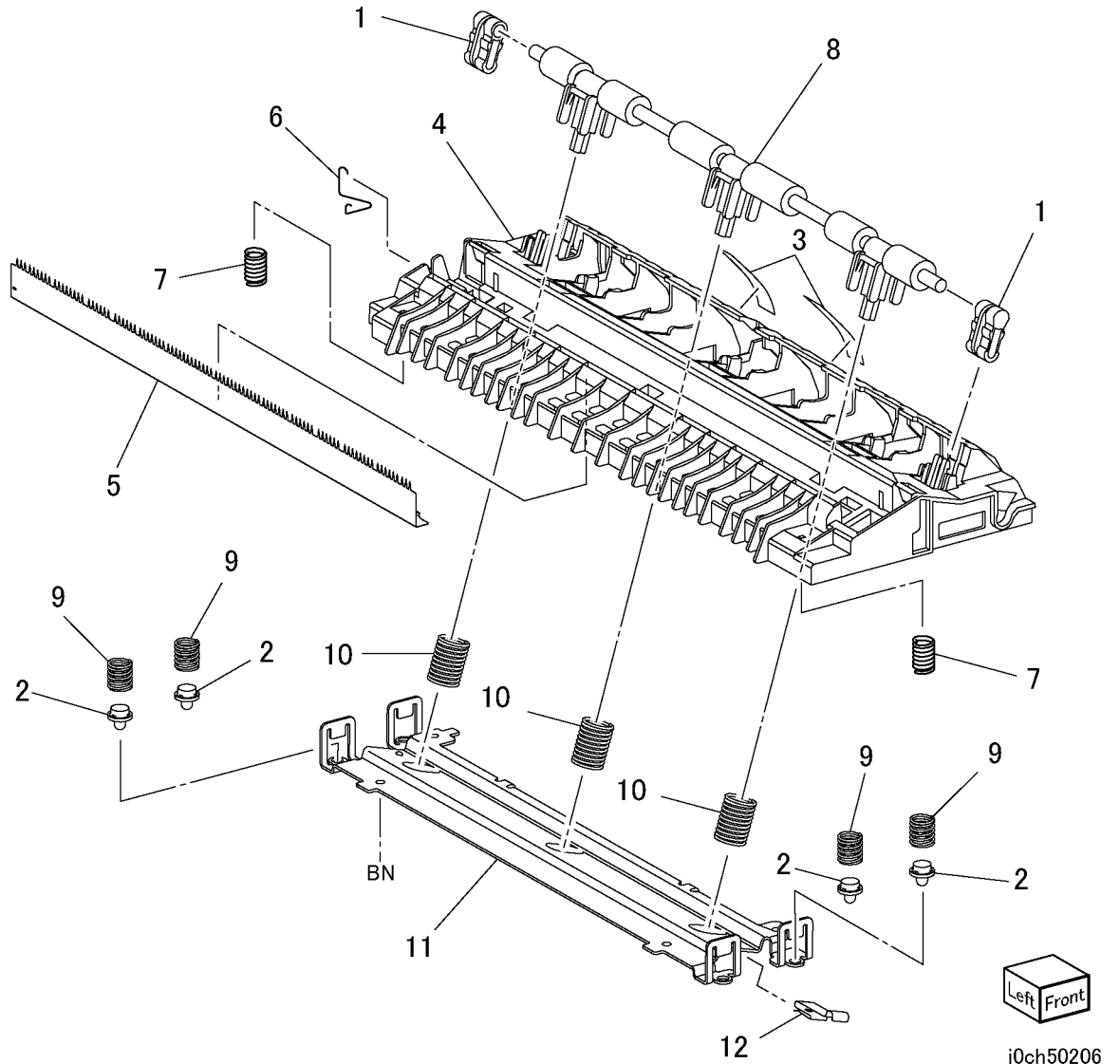
Left Front

j0ch50205

PL 2.6 Transfer Cover

Item	Part	Description
1	-	Pinch Bearing (P/O PL 2.5 Item 14)
2	-	Guide (P/O PL 2.5 Item 14)
3	-	Guide (P/O PL 2.5 Item 14)
4	-	Chute (P/O PL 2.5 Item 14)
5	-	Eliminator (P/O PL 2.5 Item 14)
6	-	Spring (P/O PL 2.5 Item 14)
7	-	Spring (P/O PL 2.5 Item 14)
8	-	Pinch Roll (P/O PL 2.5 Item 14)
9	-	Spring (P/O PL 2.5 Item 14)
10	-	Spring (P/O PL 2.5 Item 14)
11	-	Plate (P/O PL 2.5 Item 14)
12	-	Earth Plate (P/O PL 2.5 Item 14)

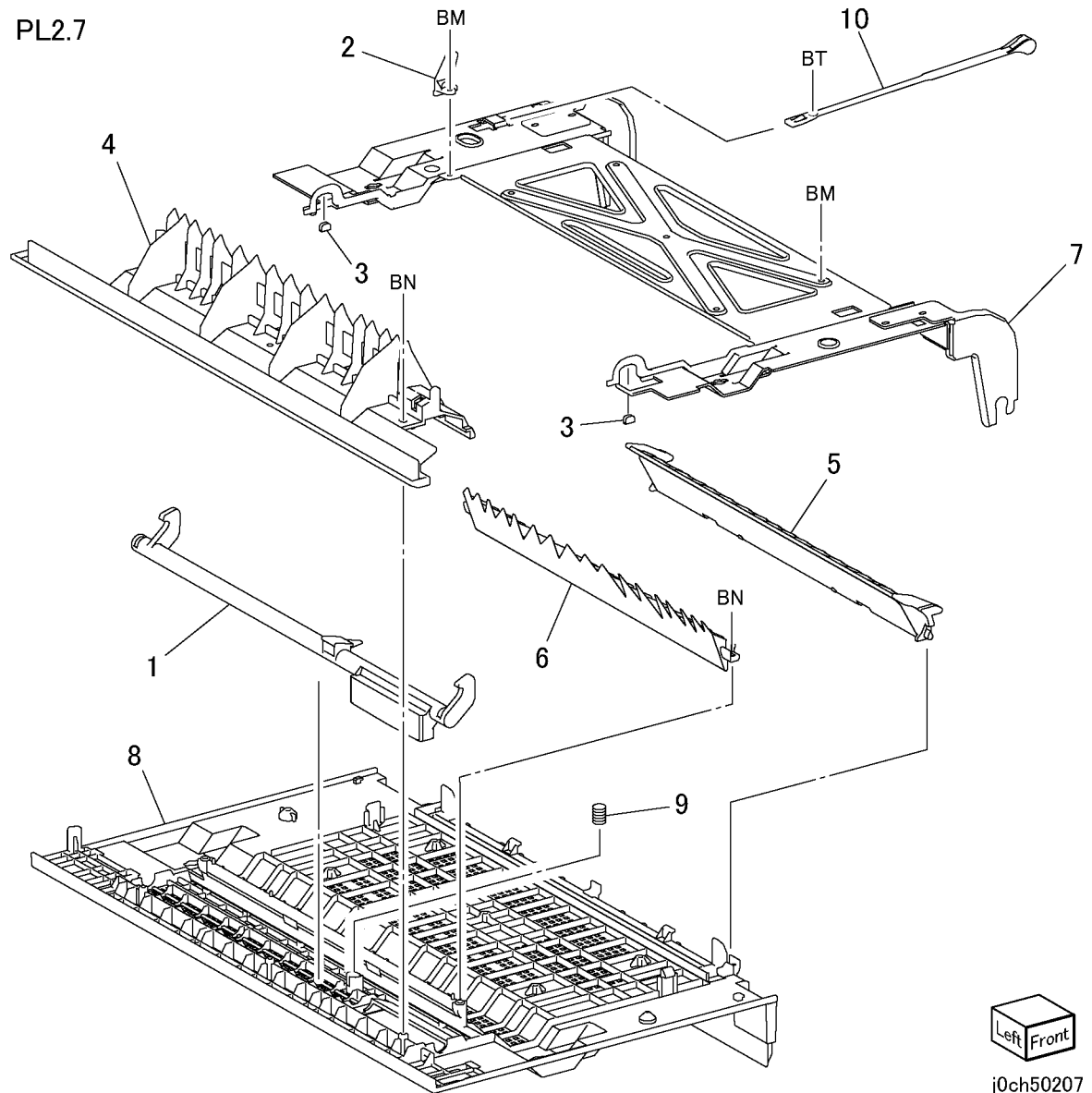
PL2.6



PL 2.7 Left Cover Assembly

Item	Part	Description
1	-	Handle (P/O PL 2.5 Item 15)
2	-	XERO/Developer Cartridge Shutter Rod (P/O PL 2.5 Item 15)
3	-	Handle Guide (P/O PL 2.5 Item 15)
4	-	Chute (P/O PL 2.5 Item 15)
5	054K24060	Chute Assembly
6	054K26150	Exit Chute Assembly
7	-	Frame Assembly (P/O PL 2.5 Item 15)
8	-	Left Cover (P/O PL 2.5 Item 15)
9	-	Spring (P/O PL 2.5 Item 15)
10	849E13981	Support

PL2.7

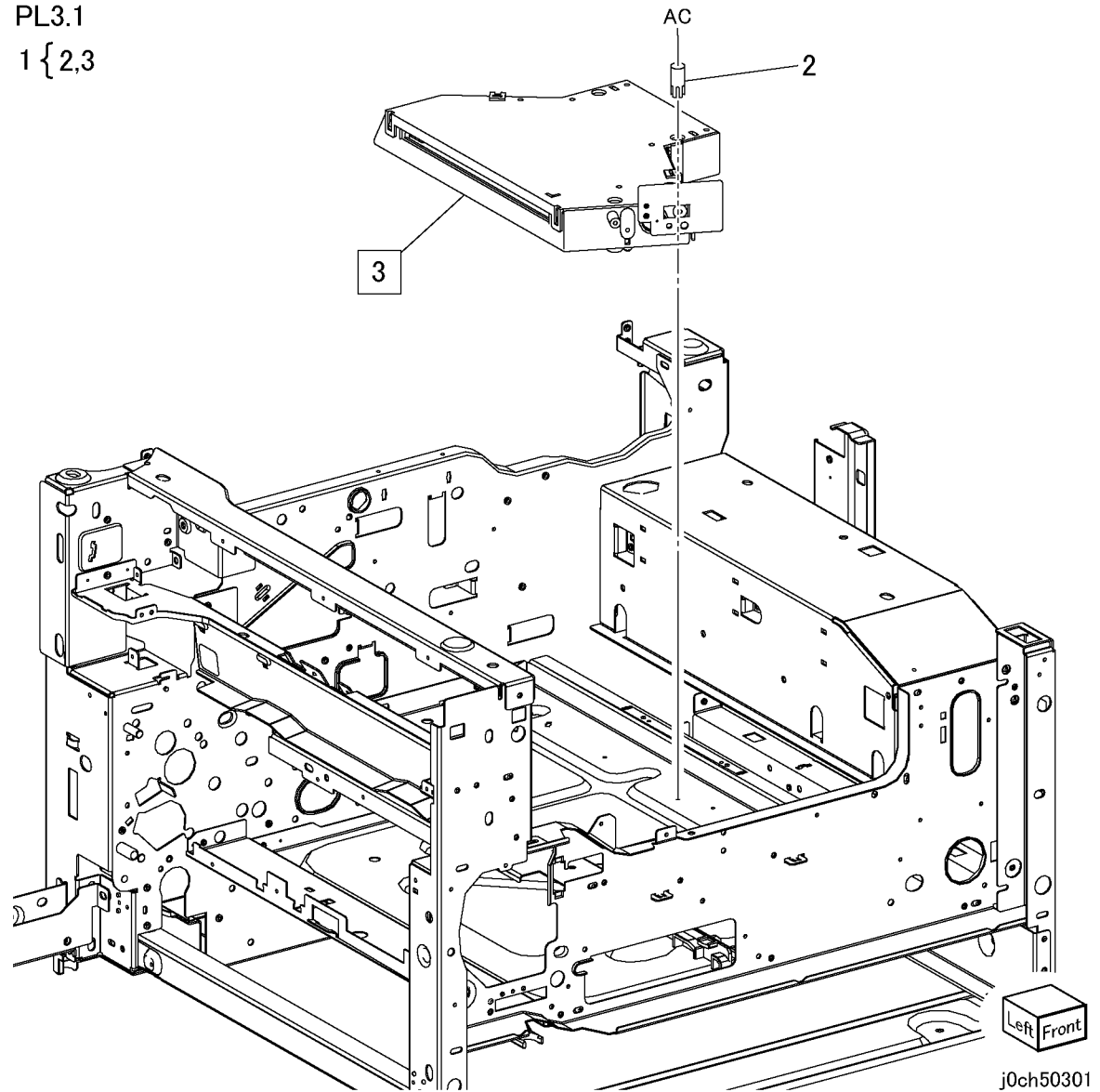


j0ch50207

PL 3.1 ROS

Item	Part	Description
1	604K20910	ROS Kit
2	-	Attachment (P/O PL 3.1 Item 1)
3	-	ROS Unit (REP 3.1.1) (P/O PL 3.1 Item 1)

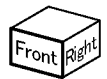
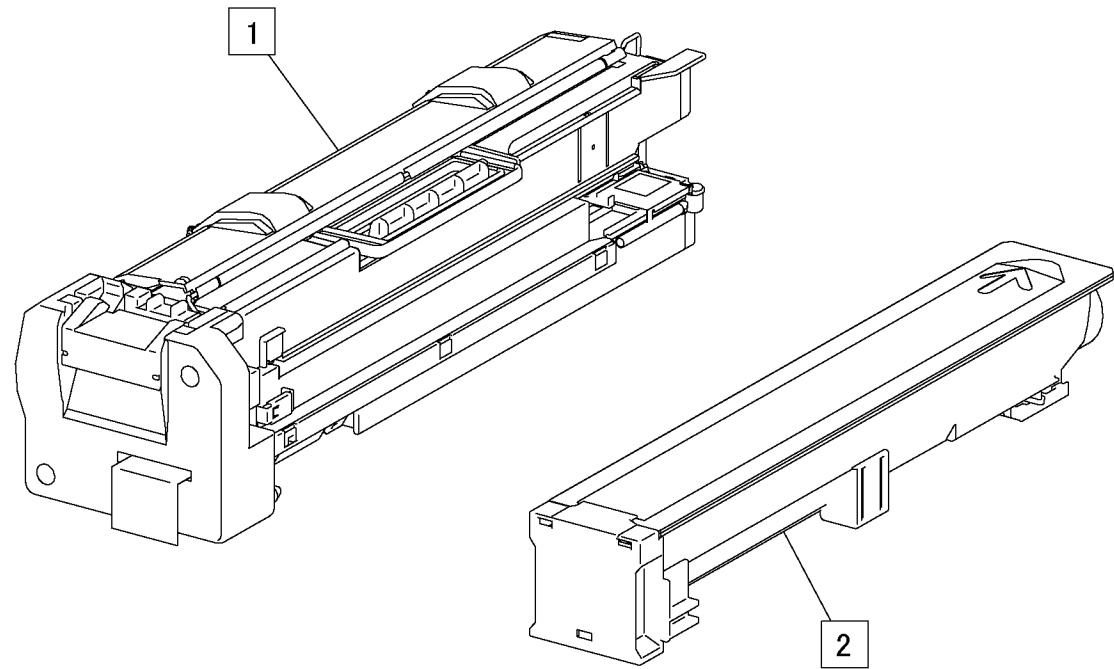
PL3.1
1 { 2,3



PL 4.1 XERO/Developer

Item	Part	Description
1	-	Xero/Developer Cartridge (REP 4.1.1) (Not Spared)
2	-	Toner Cartridge (REP 4.1.2) (Not Spared)

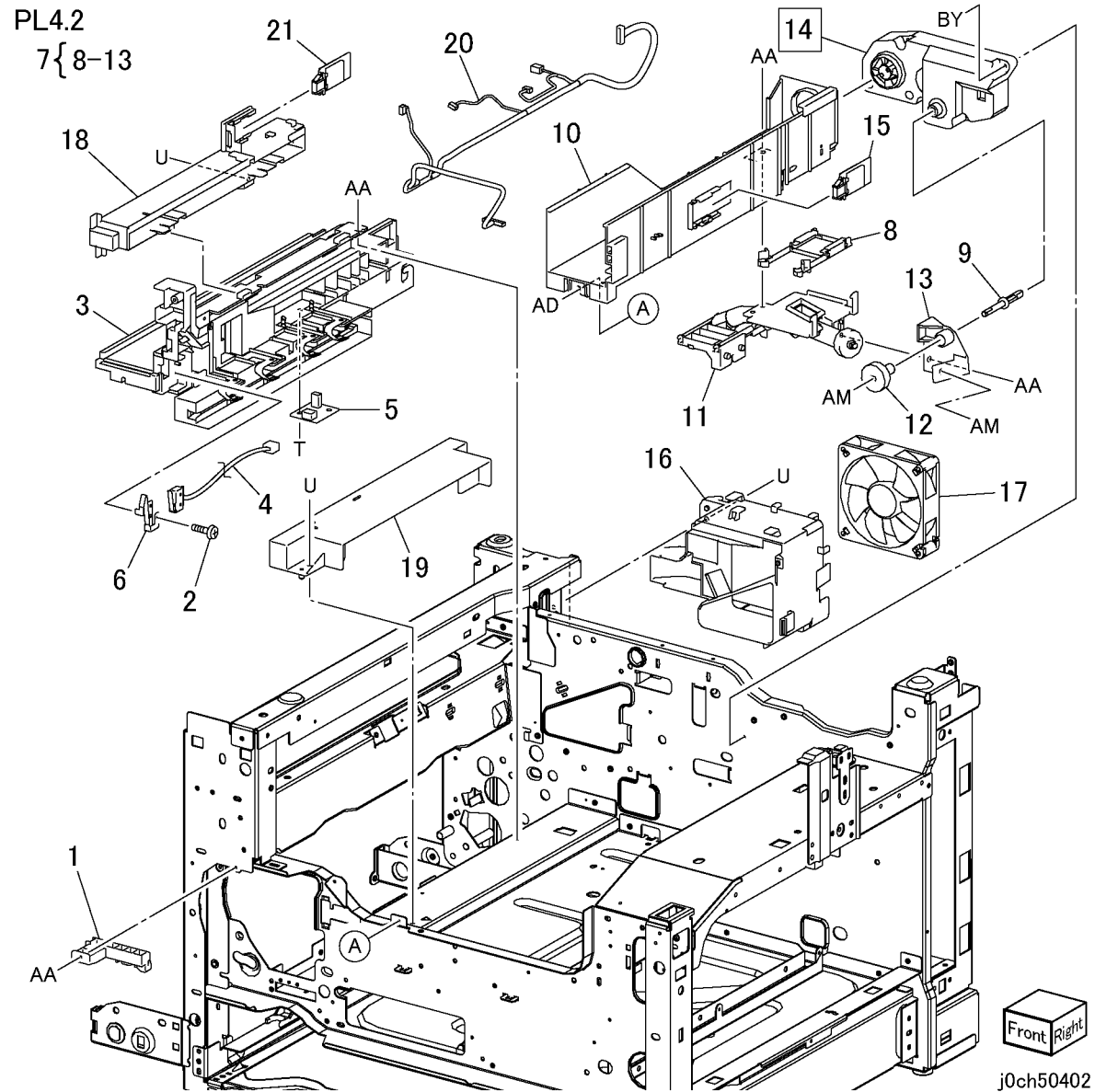
PL4.1



j0ch50401

PL 4.2 Toner System

Item	Part	Description
1	–	Block (Not Spared)
2	–	Screw (Not Spared)
3	–	Guide Assembly (Not Spared)
4	110K11810	Xero Interlock Switch
5	130K61530	Hum and Temp Sensor
6	–	Interlock Switch Plate (Not Spared)
7	032K96921	Toner Guide Assembly
8	–	Toner Stopper (P/O PL 4.2 Item 7)
9	–	Drive Shaft (P/O PL 4.2 Item 7)
10	–	Toner Housing (P/O PL 4.2 Item 7)
11	–	Dispense Assembly (REP 4.2.1) (P/O PL 4.2 Item 7)
12	–	Gear (13T) (P/O PL 4.2 Item 7)
13	–	Support (P/O PL 4.2 Item 7)
14	127K39470	Dispense Motor (REP 4.2.1)
15	160K95830	Toner CRUM PWB
16	–	Fuser Duct (Not Spared)
17	127K39430	Fuser Fan
18	–	Housing (Not Spared)
19	–	ROS Cover (Not Spared)
20	–	Harness J403-J610 (Not Spared)
21	160K95830	XERO CRUM PWB

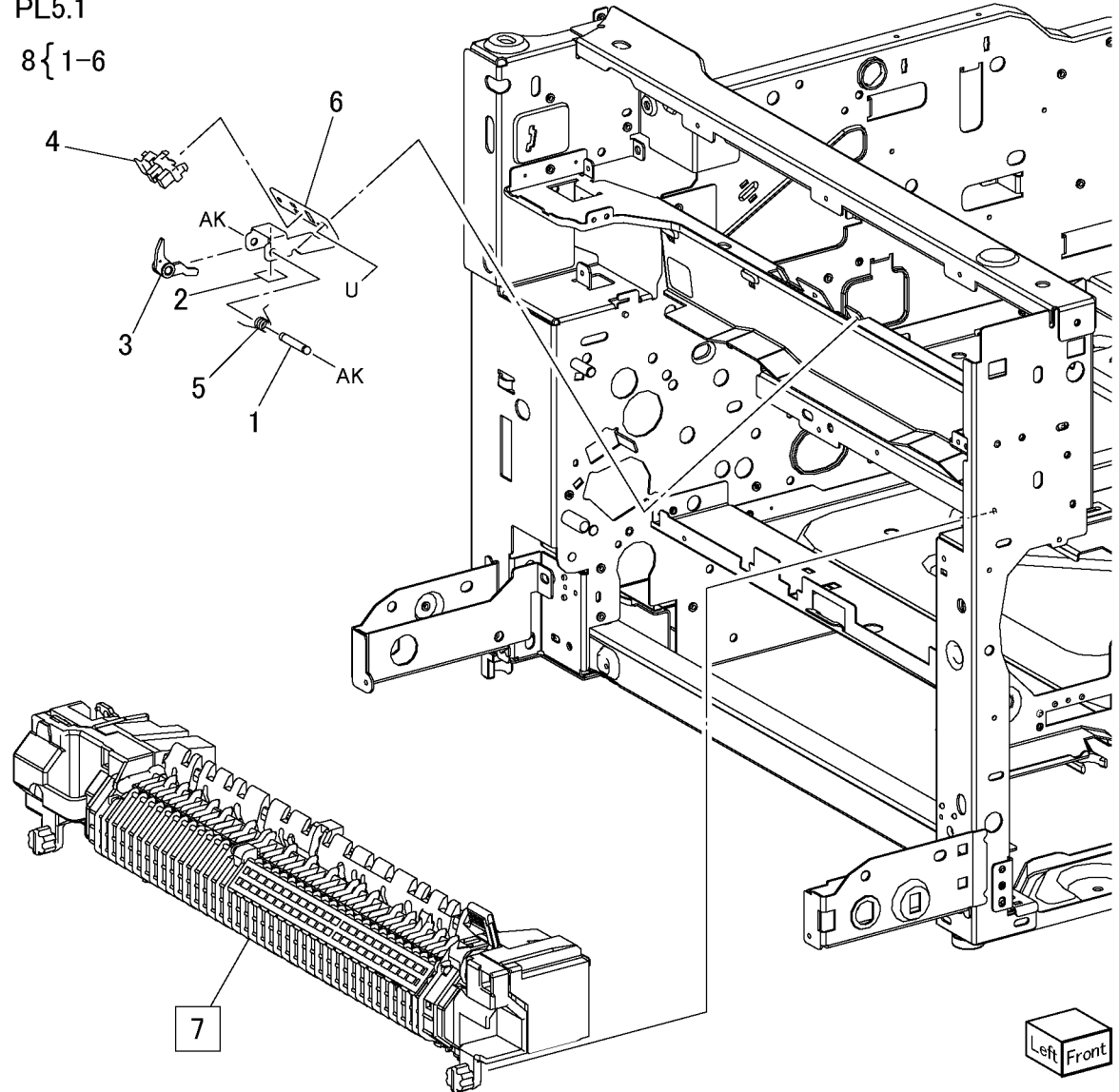


PL 5.1 Fuser

Item	Part	Description
1	-	Actuator Shaft (P/O PL 5.1 Item 8)
2	-	Insulator (P/O PL 5.1 Item 8)
3	120E22121	Exit Actuator
4	130E82740	Fuser Exit Sensor
5	809E42201	Actuator Spring
6	-	Exit Sensor Bracket (P/O PL 5.1 Item 8)
7	126K16451	Fuser Assembly (120V) (REP 5.1.1)
-	126K16461	Fuser Assembly (220V) (REP 5.1.1)
8	-	Fuser Exit Sensor Assembly

PL5.1

8 { 1-6



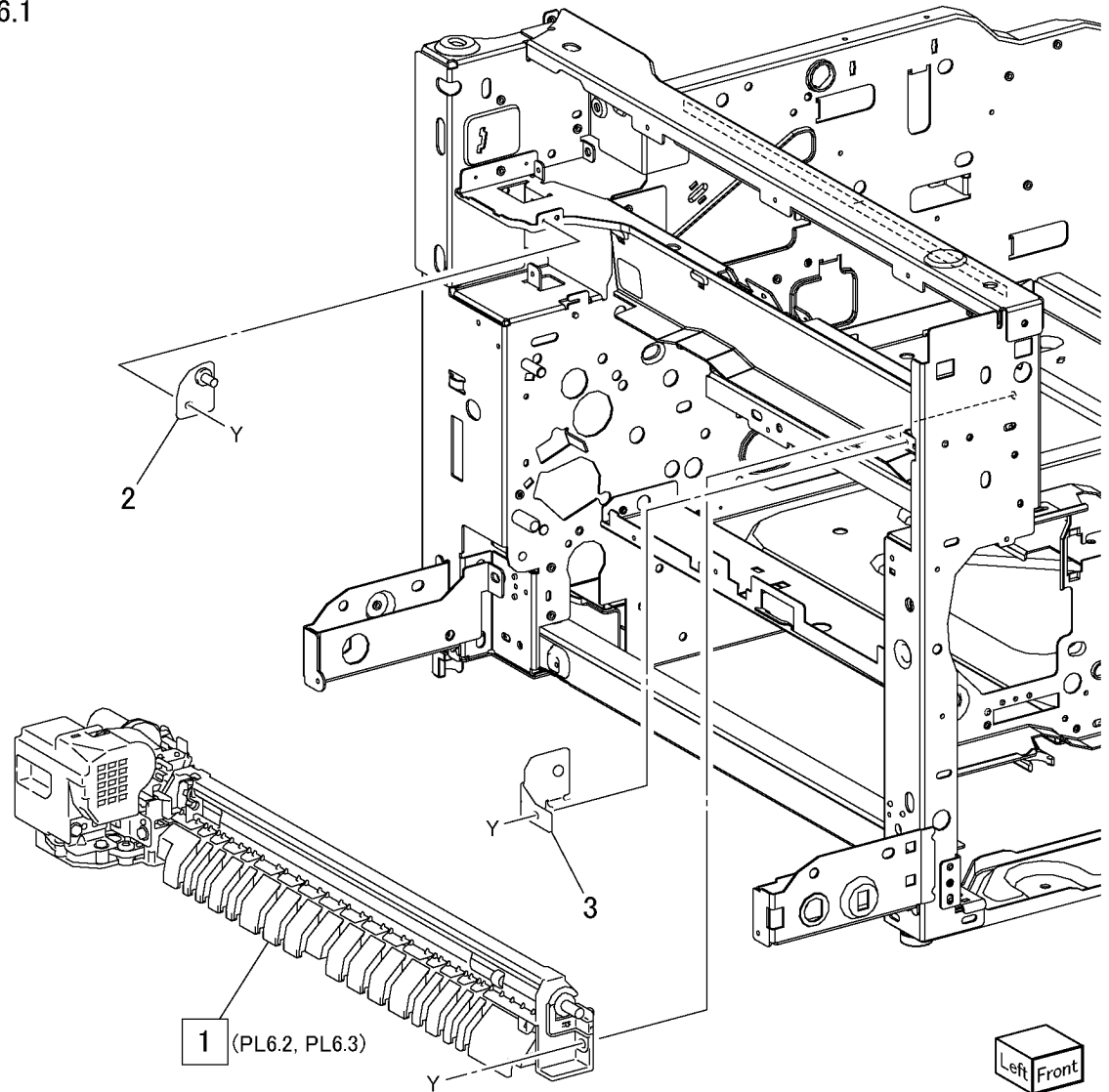
Left Front

j0ch50501

PL 6.1 Exit Assembly

Item	Part	Description
1	059K33550	Exit Assembly (PL 6.2)
-	059K33030	Exit + OCT Assembly (PL 6.3) (REP 6.1.1)
2	-	Stopper (Not Spared)
3	-	Stopper (Not Spared)

PL6.1



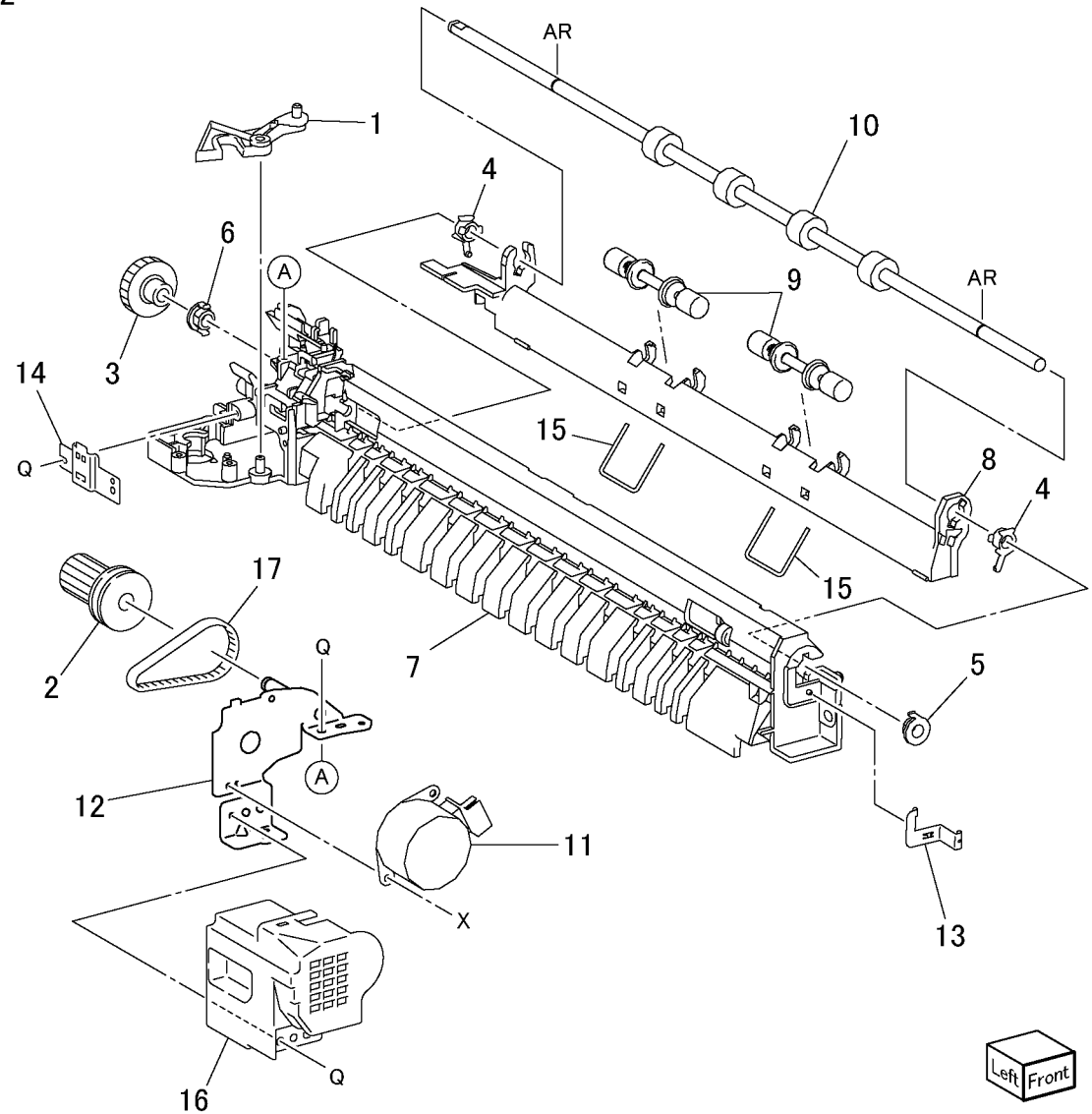
Left Front

j0ch50601

PL 6.2 Exit Assembly

Item	Part	Description
1	-	Offset Gear (P/O PL 6.1 Item 1)
2	-	Gear Pulley (P/O PL 6.1 Item 1)
3	-	Gear (24T) (P/O PL 6.1 Item 1)
4	-	Bearing (P/O PL 6.1 Item 1)
5	-	Bearing (P/O PL 6.1 Item 1)
6	-	Bearing (P/O PL 6.1 Item 1)
7	-	Lower Chute (P/O PL 6.1 Item 1)
8	-	OCT Chute (P/O PL 6.1 Item 1)
9	-	Pinch Roll (P/O PL 6.1 Item 1)
10	-	OCT Roll (P/O PL 6.1 Item 1)
11	127K37961	Exit Motor
12	-	Frame (P/O PL 6.1 Item 1)
13	-	Earth Plate (P/O PL 6.1 Item 1)
14	-	Bracket (P/O PL 6.1 Item 1)
15	-	Spring (P/O PL 6.1 Item 1)
16	-	Motor Cover (P/O PL 6.1 Item 1)
17	-	Belt (P/O PL 6.1 Item 1)

PL6.2



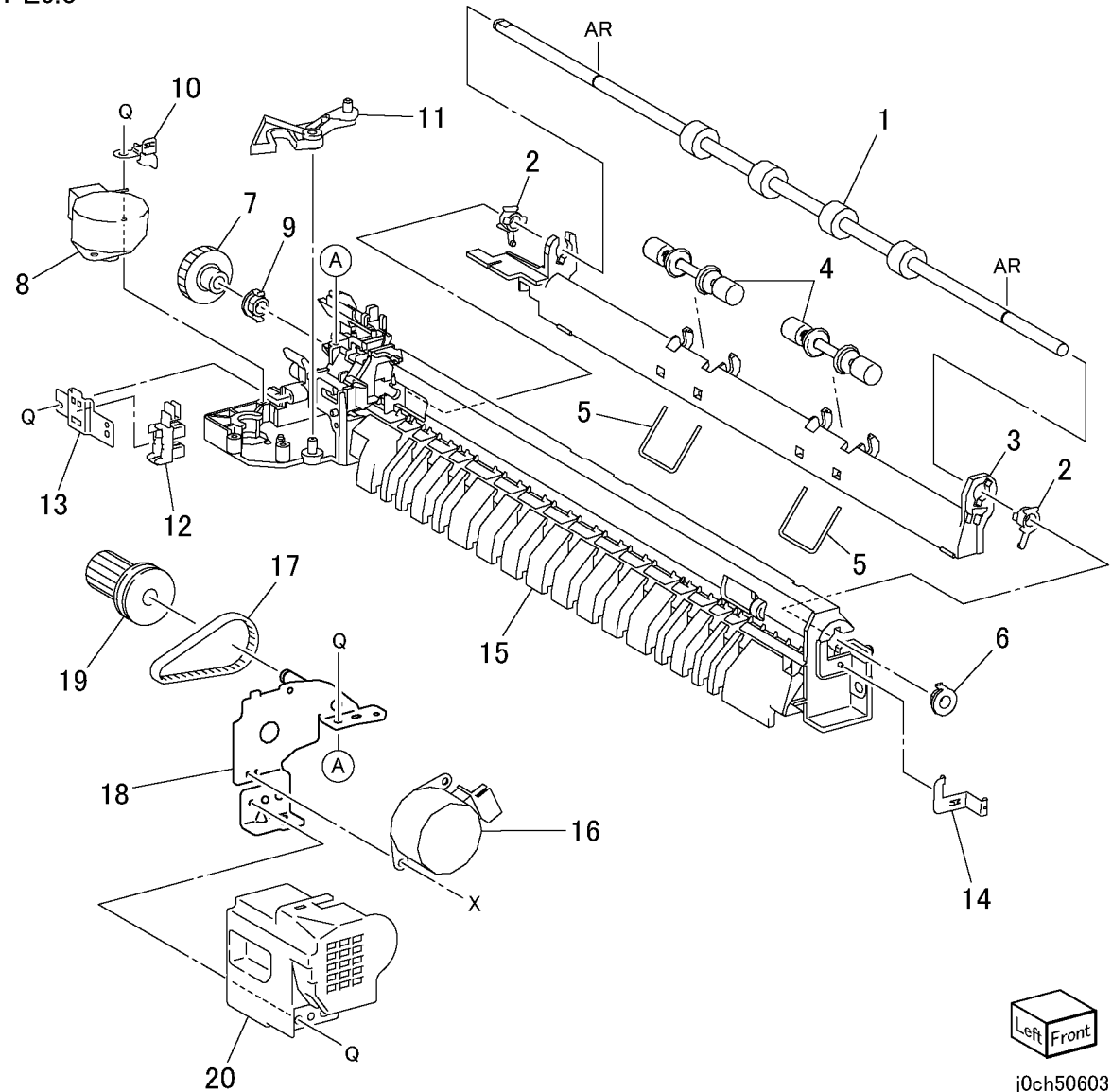
Left
Front

j0ch50602

PL 6.3 Exit + OCT Assembly

Item	Part	Description
1	-	OCT Roll (P/O PL 6.1 Item 1)
2	-	Bearing (P/O PL 6.1 Item 1)
3	-	OCT Chute (P/O PL 6.1 Item 1)
4	-	Pinch Roll (P/O PL 6.1 Item 1)
5	-	Spring (P/O PL 6.1 Item 1)
6	-	Bearing (P/O PL 6.1 Item 1)
7	-	Gear (24T) (P/O PL 6.1 Item 1)
8	127K39460	Offset Motor
9	-	Bearing (P/O PL 6.1 Item 1)
10	-	Earth Plate (P/O PL 6.1 Item 1)
11	-	Offset Gear (P/O PL 6.1 Item 1)
12	930W00103	Offset Home Sensor
13	-	Bracket (P/O PL 6.1 Item 1)
14	-	Earth Plate (P/O PL 6.1 Item 1)
15	-	Lower Chute (P/O PL 6.1 Item 1)
16	127K37961	Exit Motor
17	-	Belt (P/O PL 6.1 Item 1)
18	-	Bracket (P/O PL 6.1 Item 1)
19	-	Gear Pulley (P/O PL 6.1 Item 1)
20	-	Motor Cover (P/O PL 6.1 Item 1)

PL6.3



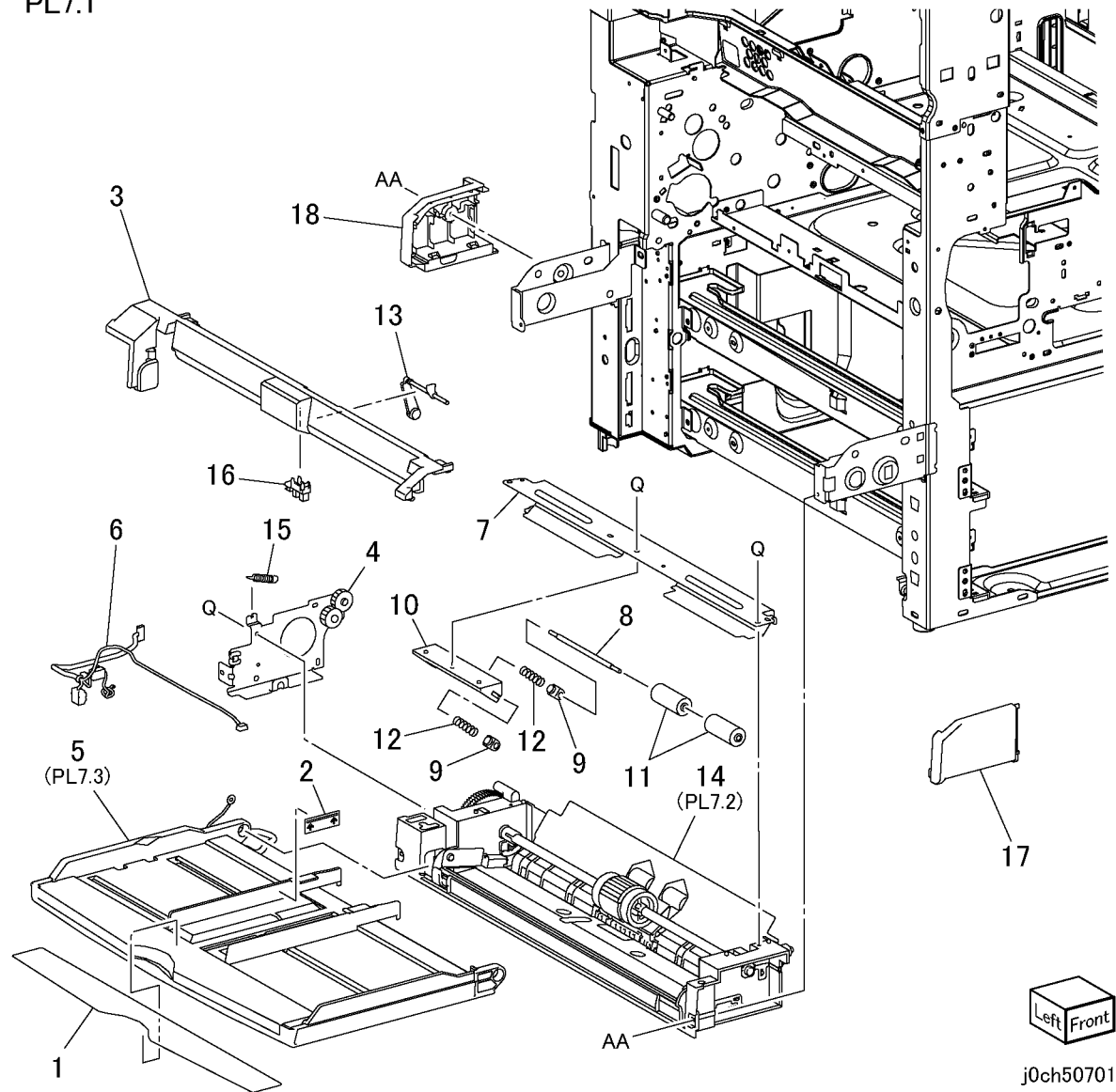
Left Front

j0ch50603

PL 7.1 MPT Unit

Item	Part	Description
1	-	Label (Not Spared)
2	-	Label (Max) (Not Spared)
3	-	Upper Frame (Not Spared)
4	-	Gear Assembly (Not Spared)
5	050K49741	MPT Tray Assembly (PL 7.3)
6	962K13120	Wire Harness
7	-	Pinch Chute (Not Spared)
8	-	Shaft (Not Spared)
9	-	Spacer (Not Spared)
10	-	Guide (Not Spared)
11	-	Pinch Roll (Not Spared)
12	-	Spring (Not Spared)
13	-	Actuator (Not Spared)
14	801K05762	Lower Frame Assembly (PL 7.2)
15	809E38160	MPT Spring
16	930W00103	MPT No Paper Sensor
17	802E55770	MPT Front Cover
18	802E55211	MPT Rear Cover

PL7.1



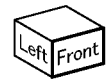
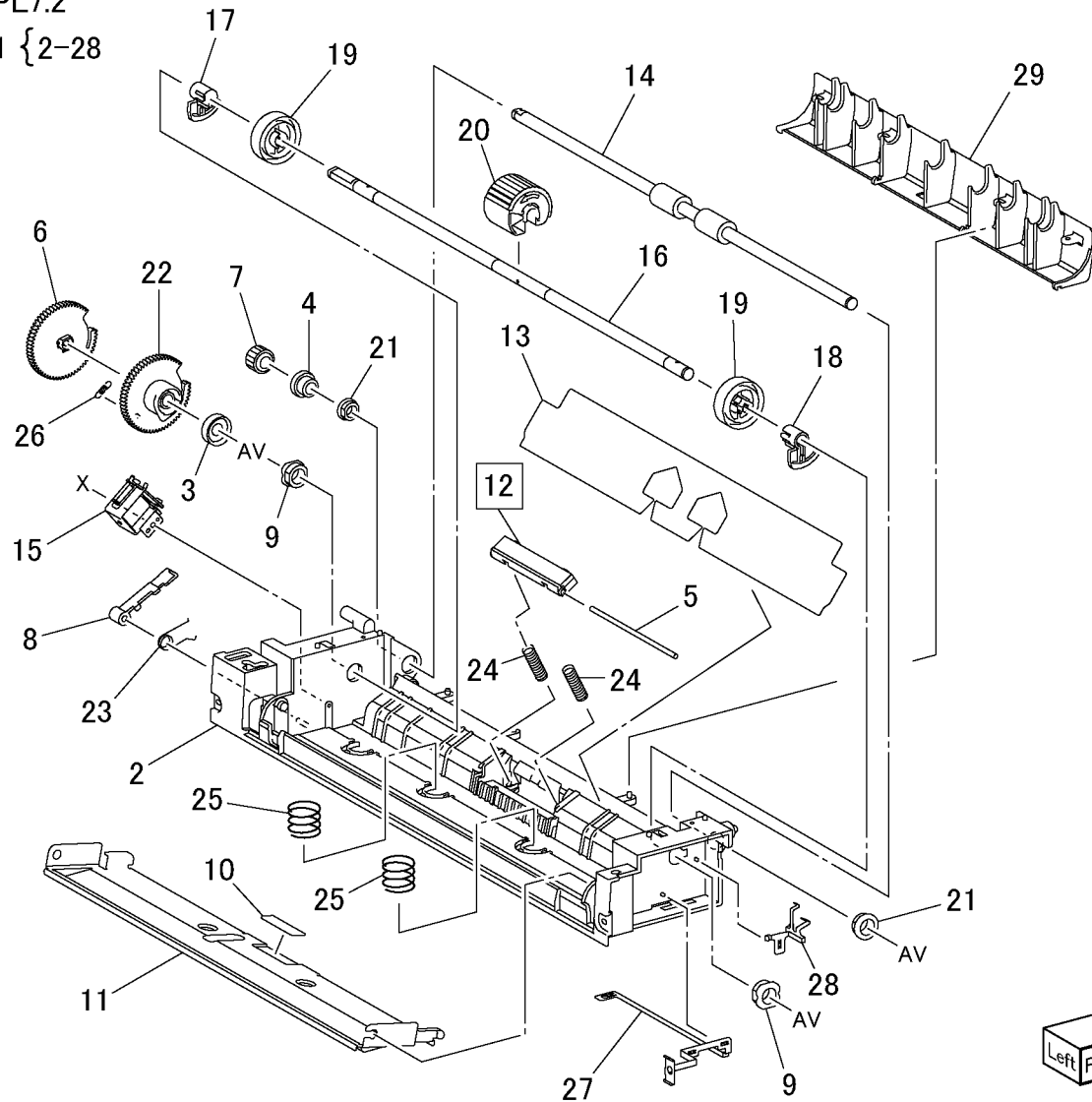
Left Front

j0ch50701

PL 7.2 Lower Frame Assembly

Item	Part	Description
1	801K05762	Lower Frame Assembly
2	-	Lower Frame (P/O PL 7.2 Item 1)
3	-	Stopper Lever (P/O PL 7.2 Item 1)
4	-	Collar (P/O PL 7.2 Item 1)
5	-	Shaft (P/O PL 7.2 Item 1)
6	-	Pick Up Gear (P/O PL 7.2 Item 1)
7	007E79710	Gear (18T) (P/O PL 7.2 Item 1)
8	011E15150	Gear Lever (P/O PL 7.2 Item 1)
9	-	Bearing (8) (P/O PL 7.2 Item 1)
10	019E56551	Bottom Pad
11	-	Bottom Plate (P/O PL 7.2 Item 1)
12	019K98722	MPT Retard Pad (REP 7.2.1) (P/O PL 7.2 Item 1)
13	032E21060	MPT Paper Guide (P/O PL 7.2 Item 1)
14	059K27141	Drive Roll Assembly
15	121E92780	MPT Feed Solenoid
16	-	Pick Up Shaft Assembly (P/O PL 7.2 Item 1)
17	-	Pick Up Cam (Rear) (P/O PL 7.2 Item 1)
18	-	Pick Up Cam (Front) (P/O PL 7.2 Item 1)
19	-	Roll Core (P/O PL 7.2 Item 1)
20	059K27150	MPT Feed Roll
21	-	Sleeve Bearing (P/O PL 7.2 Item 1)
22	-	Cam Gear (P/O PL 7.2 Item 1)
23	-	Lever Gear Spring (P/O PL 7.2 Item 1)
24	-	Pad Spring (P/O PL 7.2 Item 1)
25	-	Spring (P/O PL 7.2 Item 1)
26	-	Gear Cam Spring (P/O PL 7.2 Item 1)
27	-	Earth Plate (P/O PL 7.2 Item 1)
28	-	Earth Plate (P/O PL 7.2 Item 1)
29	-	Lower Chute (Not Spared)

PL7.2
1 {2-28}

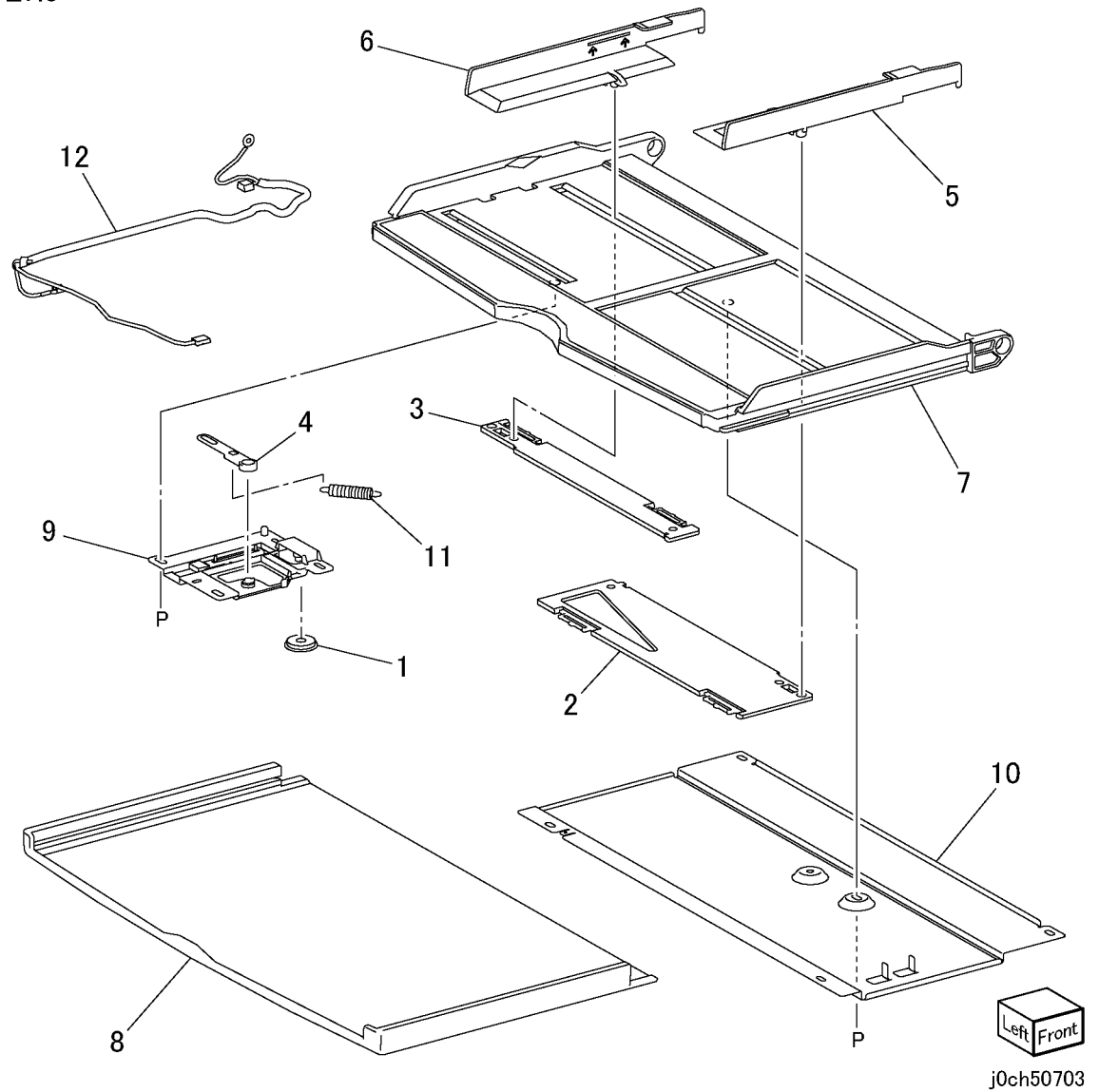


j0ch50702

PL 7.3 MPT Tray Assembly

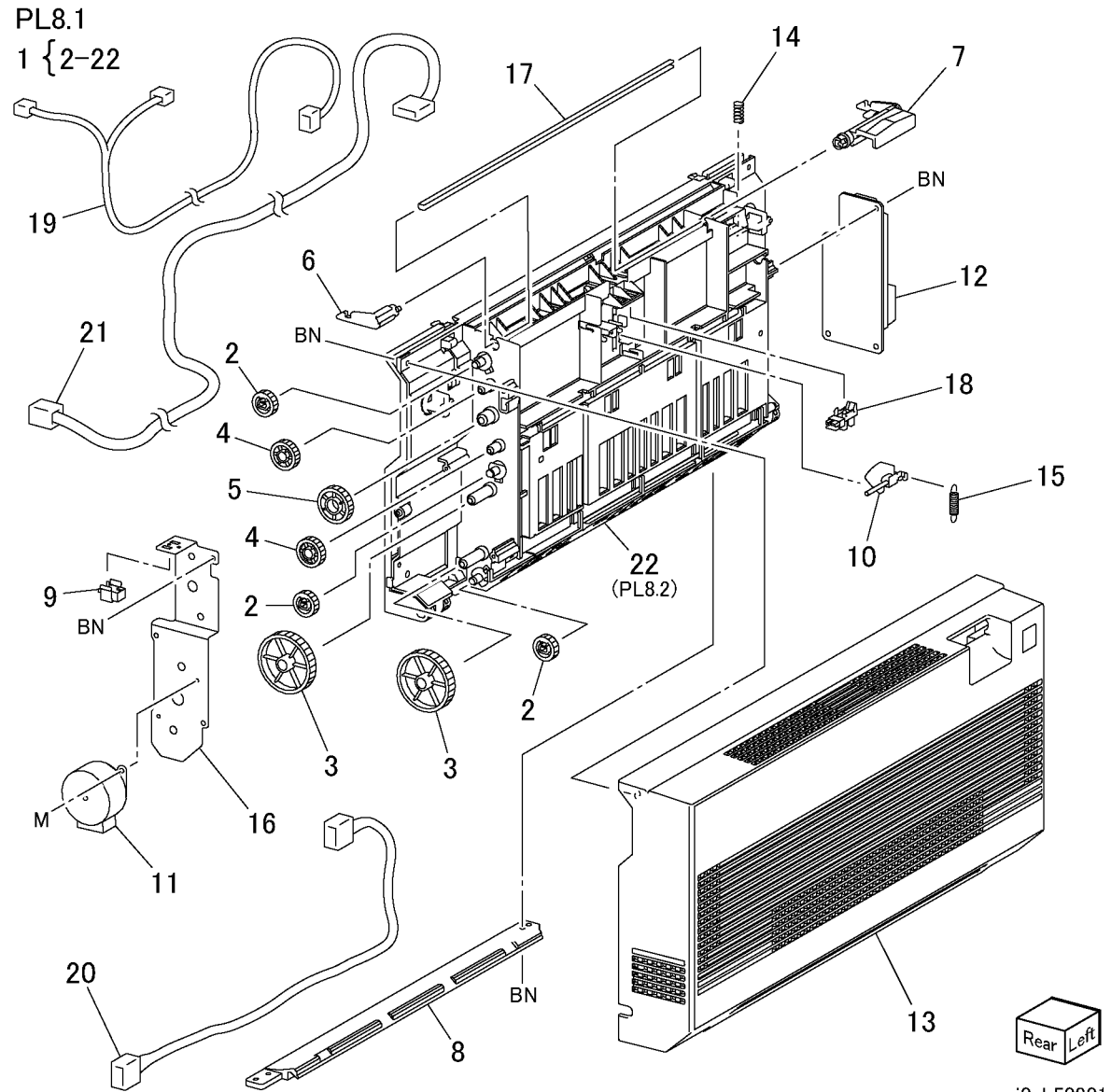
Item	Part	Description
1	–	Pinion (P/O PL 7.1 Item 5)
2	–	Front Rack (P/O PL 7.1 Item 5)
3	–	Rear Rack (P/O PL 7.1 Item 5)
4	–	Link (P/O PL 7.1 Item 5)
5	–	Front Guide (P/O PL 7.1 Item 5)
6	–	Rear Guide (P/O PL 7.1 Item 5)
7	–	MPT Tray (P/O PL 7.1 Item 5)
8	–	Exit Tray (P/O PL 7.1 Item 5)
9	–	MPT Paper Size Sensor (P/O PL 7.1 Item 5)
10	–	Tray Cover (P/O PL 7.1 Item 5)
11	–	Spring (P/O PL 7.1 Item 5)
12	–	Wire Harness (P/O PL 7.1 Item 5)

PL7.3



PL 8.1 Duplex Assembly

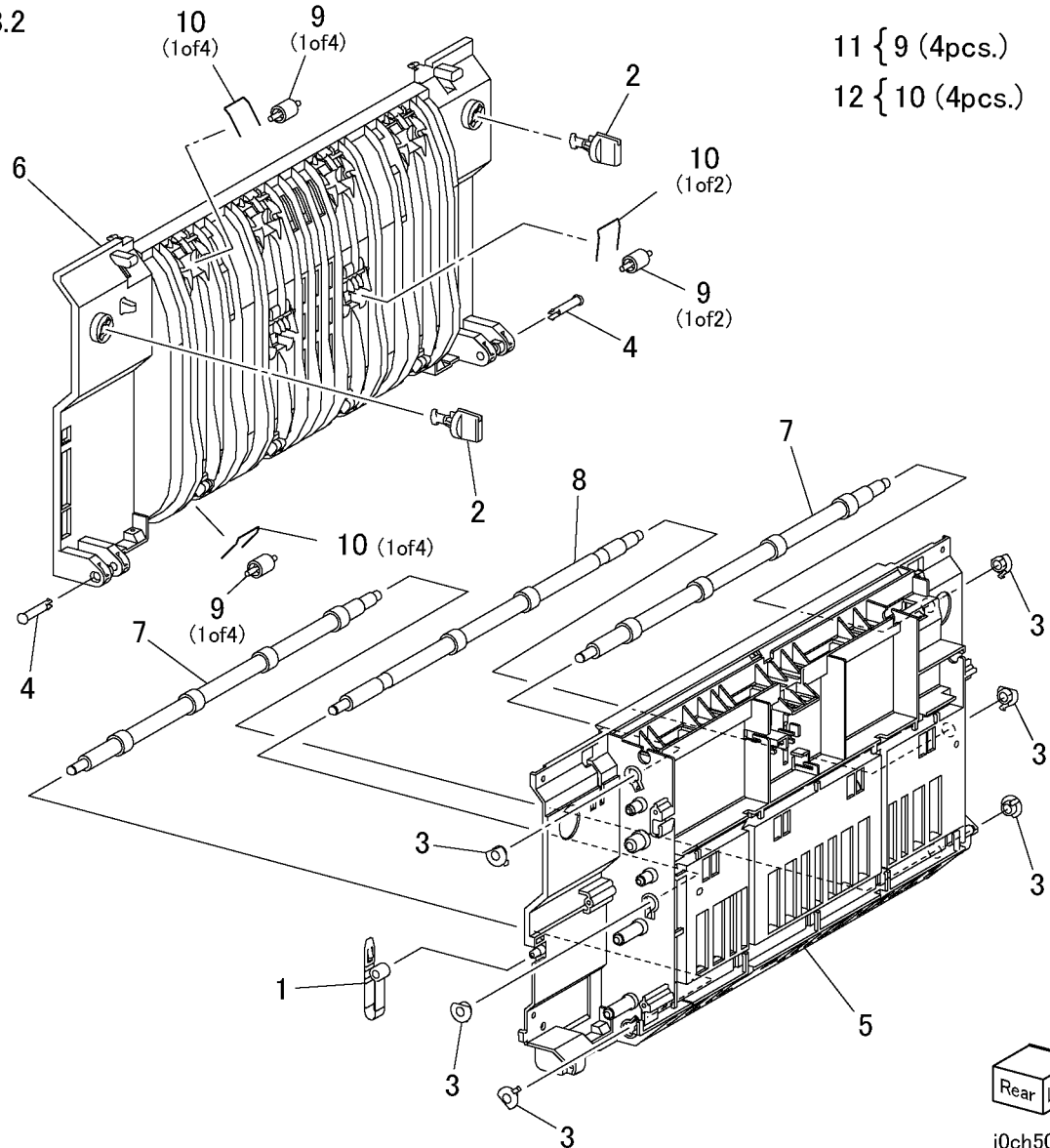
Item	Part	Description
1	059K33023	Duplex Assembly
2	-	Gear (31T) (P/O PL 8.1 Item 1)
3	-	Gear (30/74T) (P/O PL 8.1 Item 1)
4	-	Gear (30T) (P/O PL 8.1 Item 1)
5	-	Gear (45T) (P/O PL 8.1 Item 1)
6	011E14582	Latch Lever (Rear) (P/O PL 8.1 Item 1)
7	011E14590	Latch Lever (Front) (P/O PL 8.1 Item 1)
8	-	Lower Chute (P/O PL 8.1 Item 1)
9	110E93440	Duplex Open Switch
10	120E21261	Actuator
11	127K37970	Duplex Motor
12	160K94225	Duplex PWB
13	802E55172	Duplex Cover (P/O PL 8.1 Item 1)
14	809E37170	Spring (P/O PL 8.1 Item 1)
15	-	Spring (P/O PL 8.1 Item 1)
16	-	Bracket (P/O PL 8.1 Item 1)
17	-	Latch Plate (P/O PL 8.1 Item 1)
18	930W00103	Duplex Sensor
19	-	Wire Harness (Sensor) (P/O PL 8.1 Item 1)
20	-	Wire Harness (Motor) (P/O PL 8.1 Item 1)
21	-	Wire Harness (P/O PL 8.1 Item 1)
22	-	Chute Assembly (PL 8.2) (P/O PL 8.1 Item 1)



PL 8.2 Chute Assembly

Item	Part	Description
1	–	Stopper (P/O PL 8.1 Item 22)
2	–	Lock (P/O PL 8.1 Item 22)
3	–	Bearing (P/O PL 8.1 Item 22)
4	–	Pin (P/O PL 8.1 Item 22)
5	–	Outer Chute (P/O PL 8.1 Item 22)
6	–	Inner Chute (P/O PL 8.1 Item 22)
7	–	Roll (P/O PL 8.1 Item 22)
8	–	Roll (P/O PL 8.1 Item 22)
9	–	Pinch Roll (P/O PL 8.2 Item 11)
10	–	Spring (P/O PL 8.2 Item 12)
11	604K20460	Kit 4 Roller
12	604K20470	Kit 4 Spring

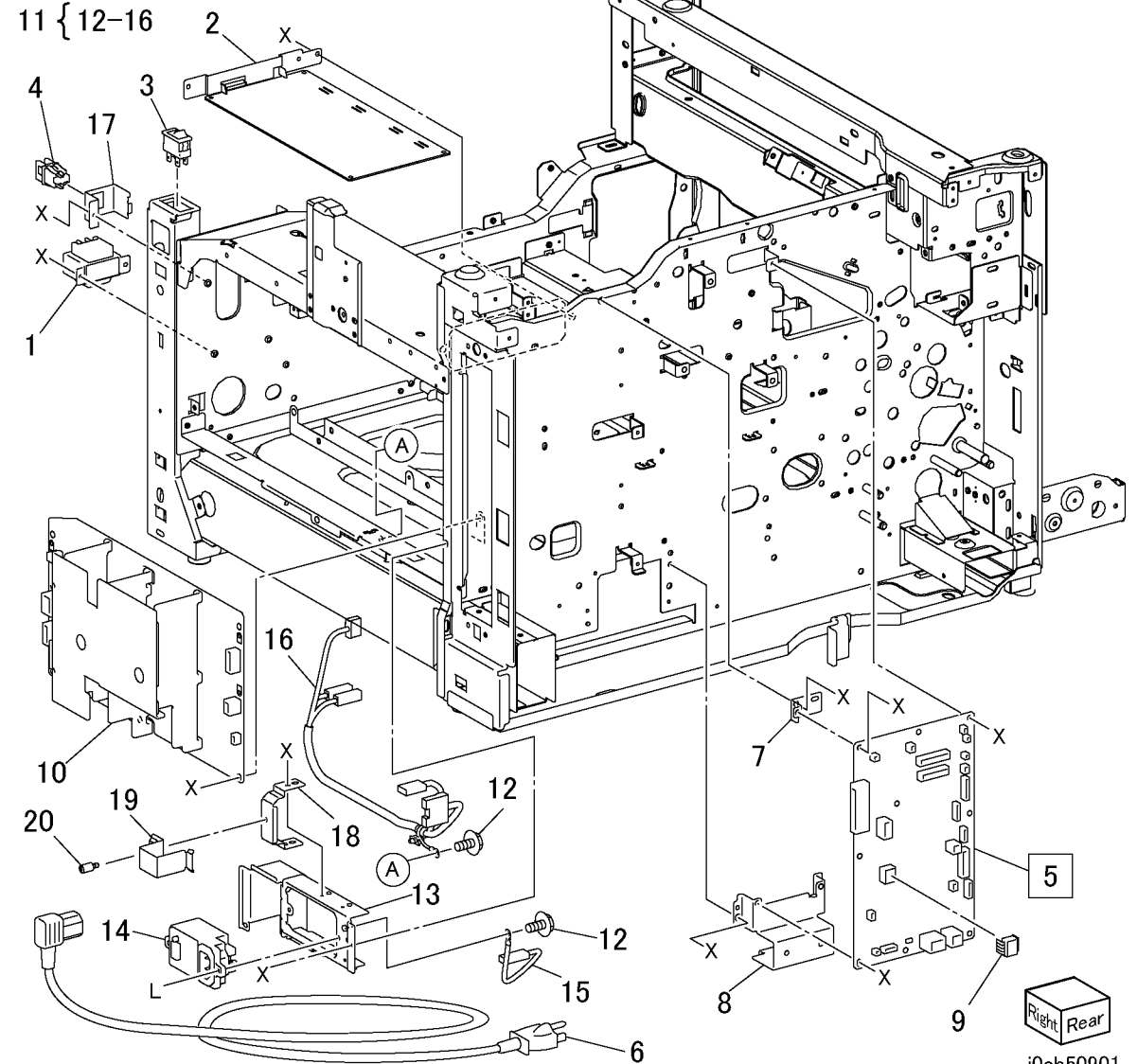
PL8.2



PL 9.1 Electrical

Item	Part	Description
1	104E94080	Choke Coil
2	105E11410	HVPS
3	110E11320	Power Switch
4	110E94770	Front Cover Interlock Switch
5	160K95827	MCU PWB (REP 9.1.1)
6	117E23870	110V Power Cord (US/Canada/etc.)
-	117E22550	110V Power Cord (DMO-W)
-	117E10550	220V Power Cord (DMO-W)
-	152S06001	220V Power Cord (UK)
-	152S06000	220V Power Cord (Europe Generic)
-	152S06003	220V Power Cord (Switzerland)
-	152S06002	220V Power Cord (Denmark)
7	-	MCU Bracket (Not Spared)
8	-	MCU Strain Bracket (Not Spared)
9	-	EP ROM(XC) (Not Spared)
-	-	EP ROM(ESG) (Not Spared)
10	105E11660	Power Unit 110V
-	105E11670	Power Unit 220V
11	101K45550	Chassis Assembly GFI 110V
-	101K46340	Chassis Assembly GFI 220V
12	-	Screw (P/O PL 9.1 Item 11)
13	-	Bracket GFI (P/O PL 9.1 Item 11)
14	-	GFI Breaker (P/O PL 9.1 Item 11)
15	-	Wire Harness FG (P/O PL 9.1 Item 11)
16	-	Wire Harness J50-J11 (P/O PL 9.1 Item 11)
17	-	Bracket (P/O PL 9.1 Item 11)
18	-	Bracket (P/O PL 9.1 Item 11)
19	-	Holder (P/O PL 9.1 Item 11)
20	-	Screw (P/O PL 9.1 Item 11)

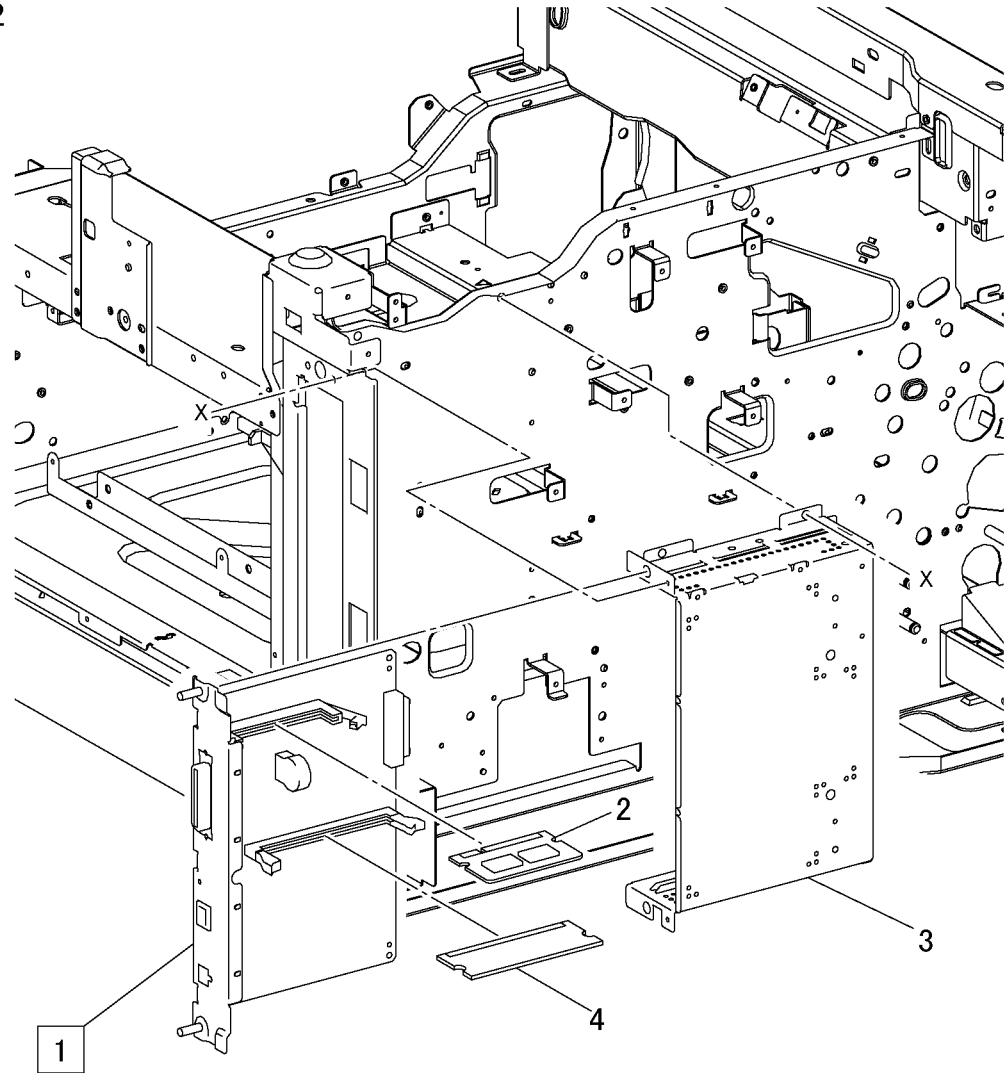
PL9.1



PL 9.2 ESS

Item	Part	Description
1	160K99145	ESS PWB (REP 9.2.1)
2	537K68431	PS G1 PS-DIMM
3	—	ESS Cover
4	133K23850	DDR DIMM 128MB (DUMMY)

PL9.2

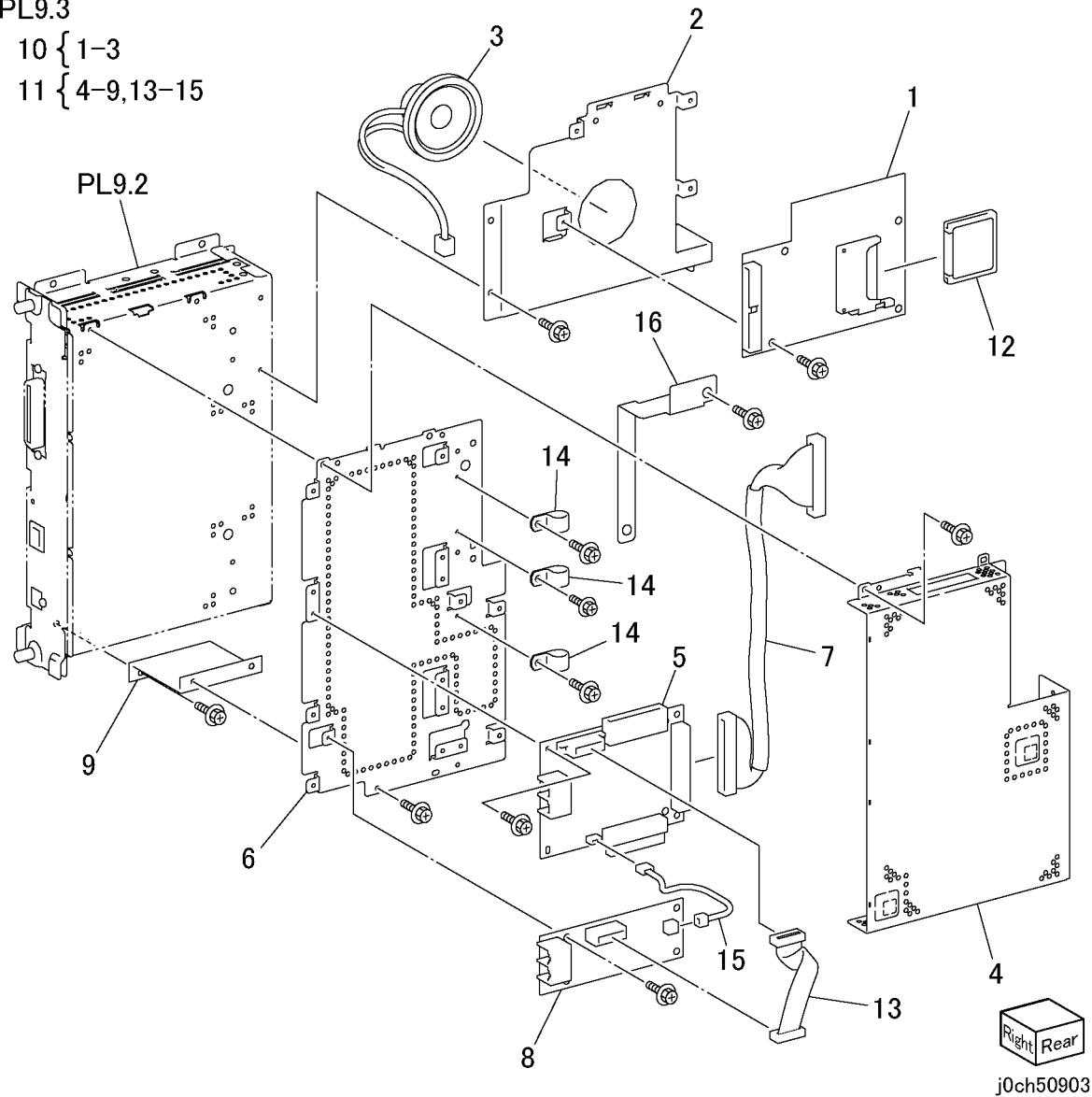


j0ch50902

PL 9.3 FAX

Item	Part	Description
1	-	ADC PWB (P/O PL 9.3 Item 10)
2	-	Bracket (P/O PL 9.3 Item 10)
3	-	Speaker (P/O PL 9.3 Item 10)
4	-	Fax Cover (P/O PL 9.3 Item 11)
5	-	Fax PWB (P/O PL 9.3 Item 11)
6	960K02580	Fax PWB Assembly
7	-	Wire Harness (P/O PL 9.3 Item 11)
8	-	N TEL PWB (P/O PL 9.3 Item 11)
9	-	Bracket (P/O PL 9.3 Item 11)
10	960K02590	ADC Bracket Assembly
11	101K46120	Chassis Assembly FAX (XC)
12	537K68980	Compact Flash (XC/EU) G1
-	537K69530	Compact Flash (EU) G2
13	962K30590	Flat Cable (P/O PL 9.3 Item 11)
14	-	Clamp (P/O PL 9.3 Item 11)
15	-	Wire Harness (P/O PL 9.3 Item 11)
16	-	Bracket (Not Spared)

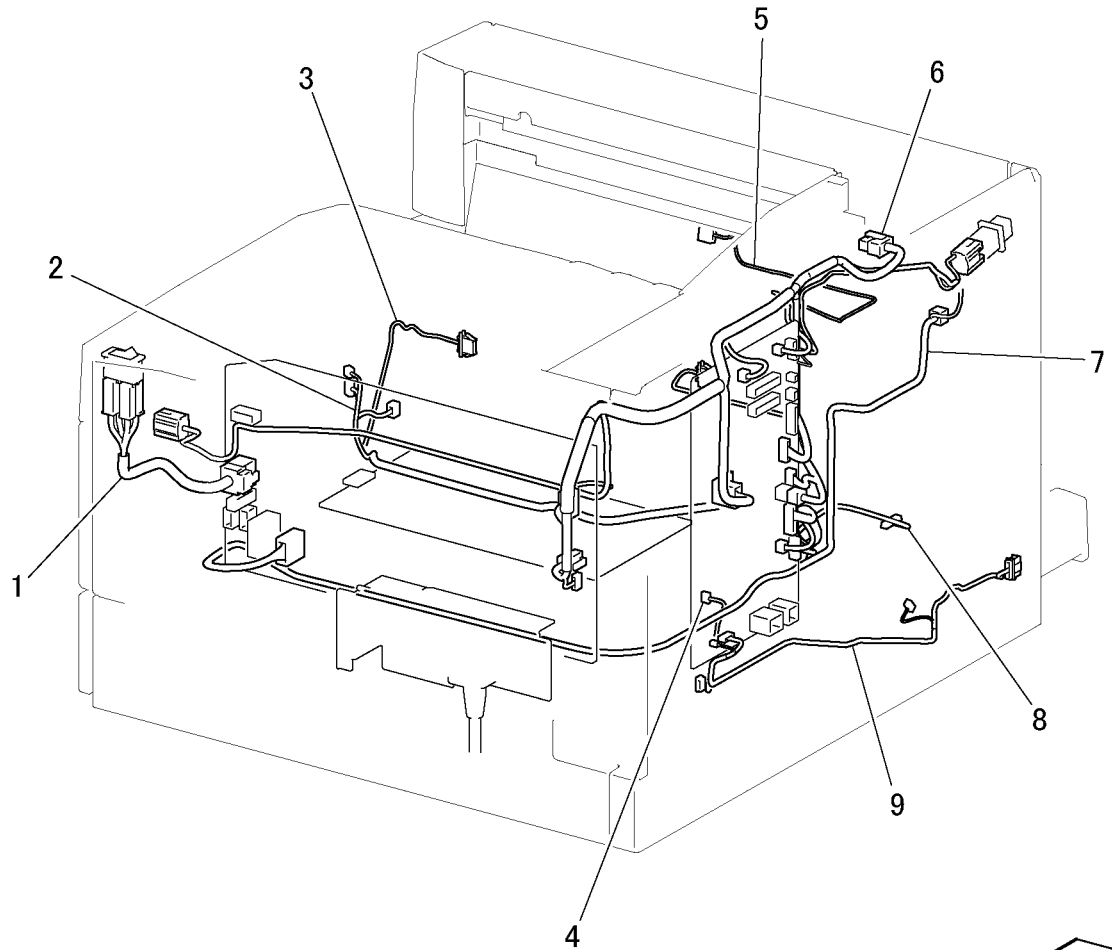
PL9.3
 10 { 1-3
 11 { 4-9,13-15



PL 9.4 Wire Harness

Item	Part	Description
1	962K18940	Wire Harness J1-J56
2	962K15270	Wire Harness J406-J409
3	962K15350	Wire Harness J414-J126
4	962K15300	Wire Harness J412-J109
5	962K15290	Wire Harness J421-J125
6	962K15321	Wire Harness J216-J720
7	962K19000	Wire Harness J6-J600
8	962K15280	Wire Harness J408-J214
9	962K15311	Wire Harness J411-P605

PL9.4



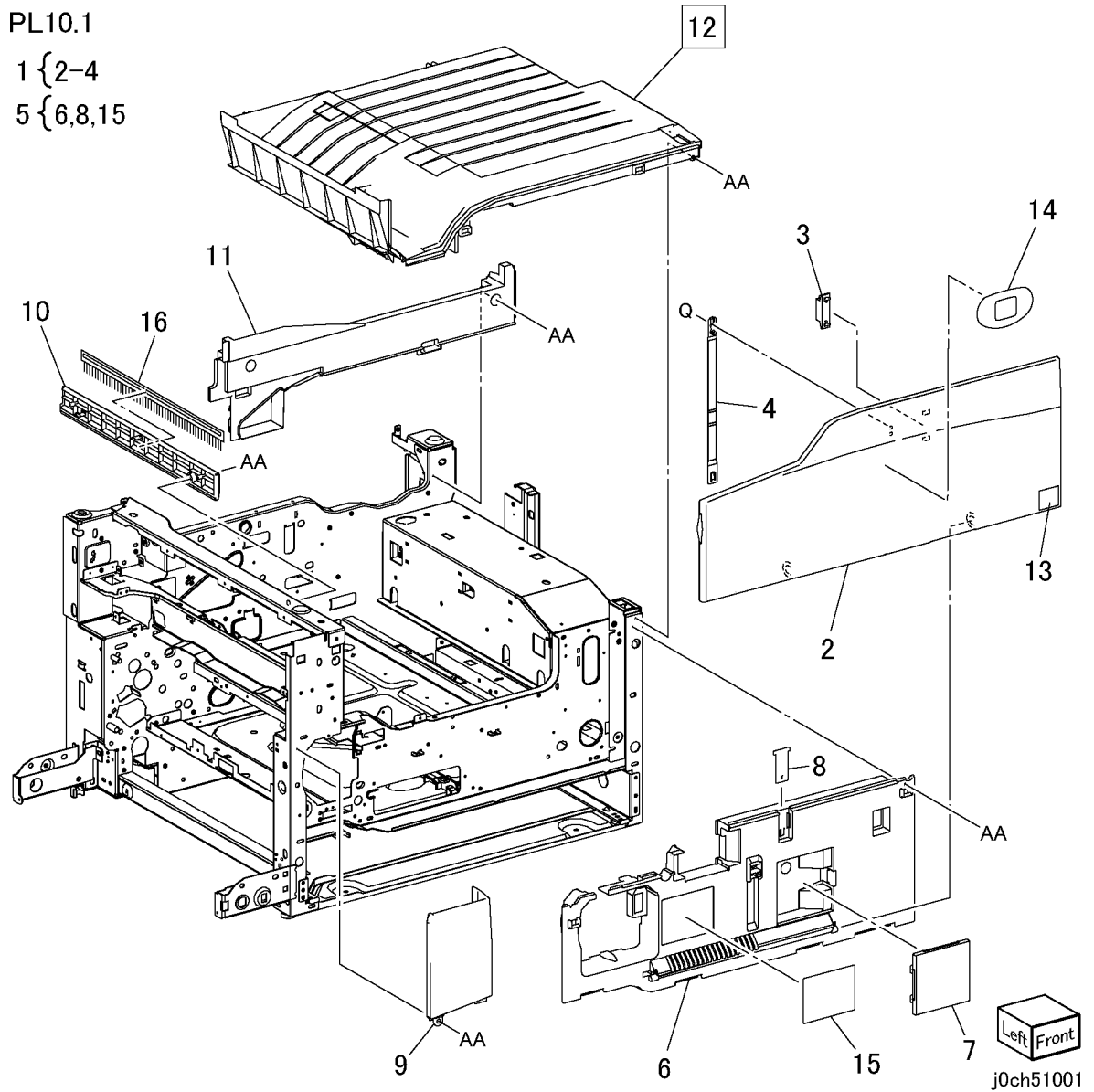
j0ch50904

PL 10.1 Font, Left

Item	Part	Description
1	802K56160	Front Cover Assembly
2	-	Front Cover (P/O PL 10.1 Item 1)
3	-	Magnet (P/O PL 10.1 Item 1)
4	-	Strap (P/O PL 10.1 Item 1)
5	802K56170	Inner Cover Assembly
6	-	Inner Cover (P/L PL 10.1 Item 5)
7	-	Cap (Not Spared)
8	-	Plate (P/L PL 10.1 Item 5)
9	-	Front Left Cover (Not Spared)
10	-	Exit Cover (Not Spared)
11	-	Top Rear Cover (Not Spared)
12	802K64860	Top Cover (REP 10.1.1)
13	-	Star Label (Not Spared)
14	802K62050	Logo Label (XC)
15	-	Label (XERO/Developer Cartridge) (P/L PL 10.1 Item 5)
16	-	Eliminator (Not Spared)

PL10.1

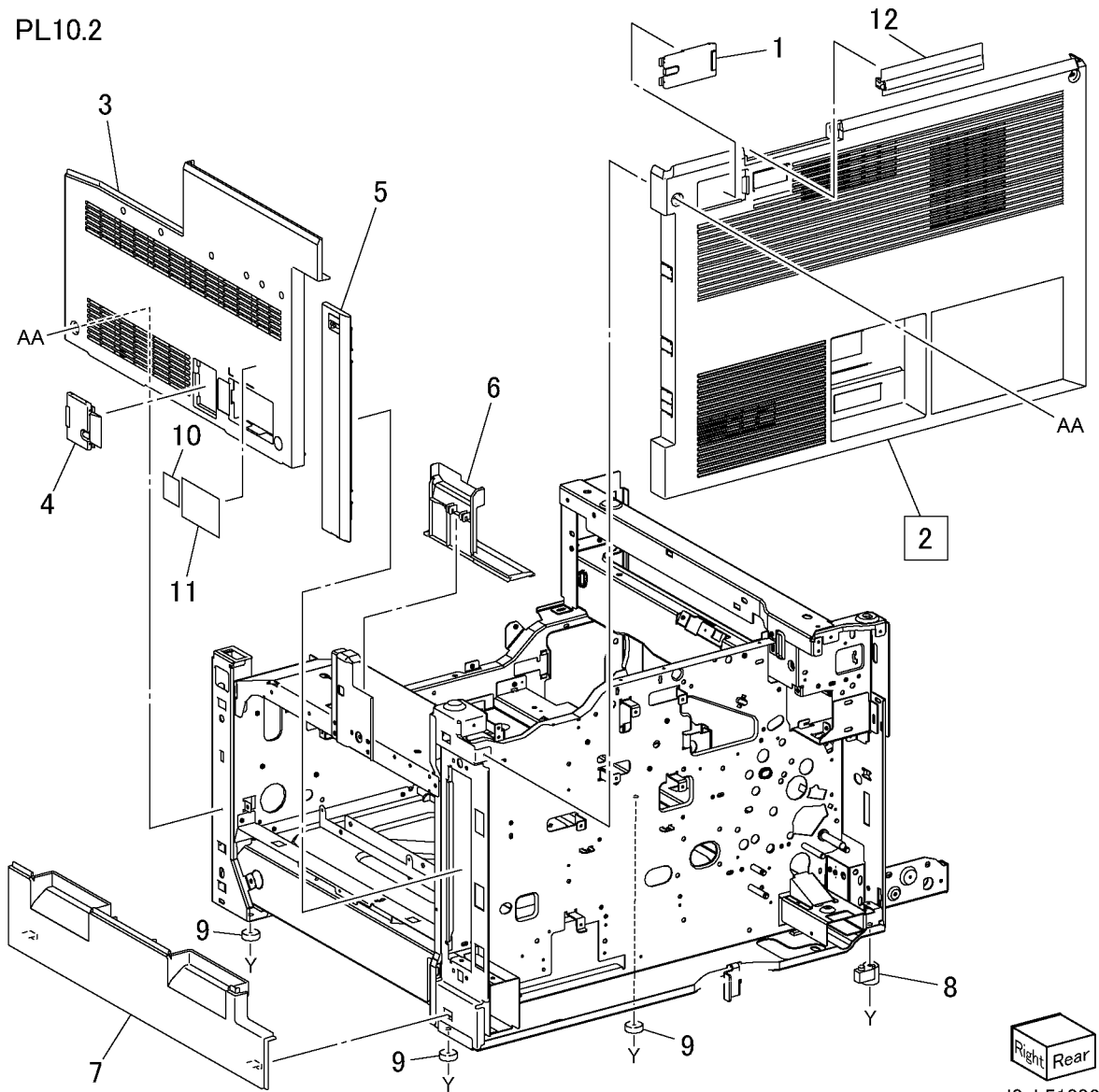
1 { 2-4
5 { 6,8,15



PL 10.2 Rear, Right

Item	Part	Description
1	802E62590	Cover
2	802E55815	Rear Cover (REP 10.2.1)
3	802E55780	Right Upper Cover
4	802E55820	Cover
5	802E55800	ESS Cover
6	802E55731	Right Top Cover </td
7	802E55791	Right Lower Cover
8	—	Foot (Not Spared)
9	—	Foot (Not Spared)
10	—	Label (Not Spared)
11	—	Label (Not Spared)
12	—	Memory Cover (Not Spared)

PL10.2

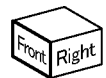
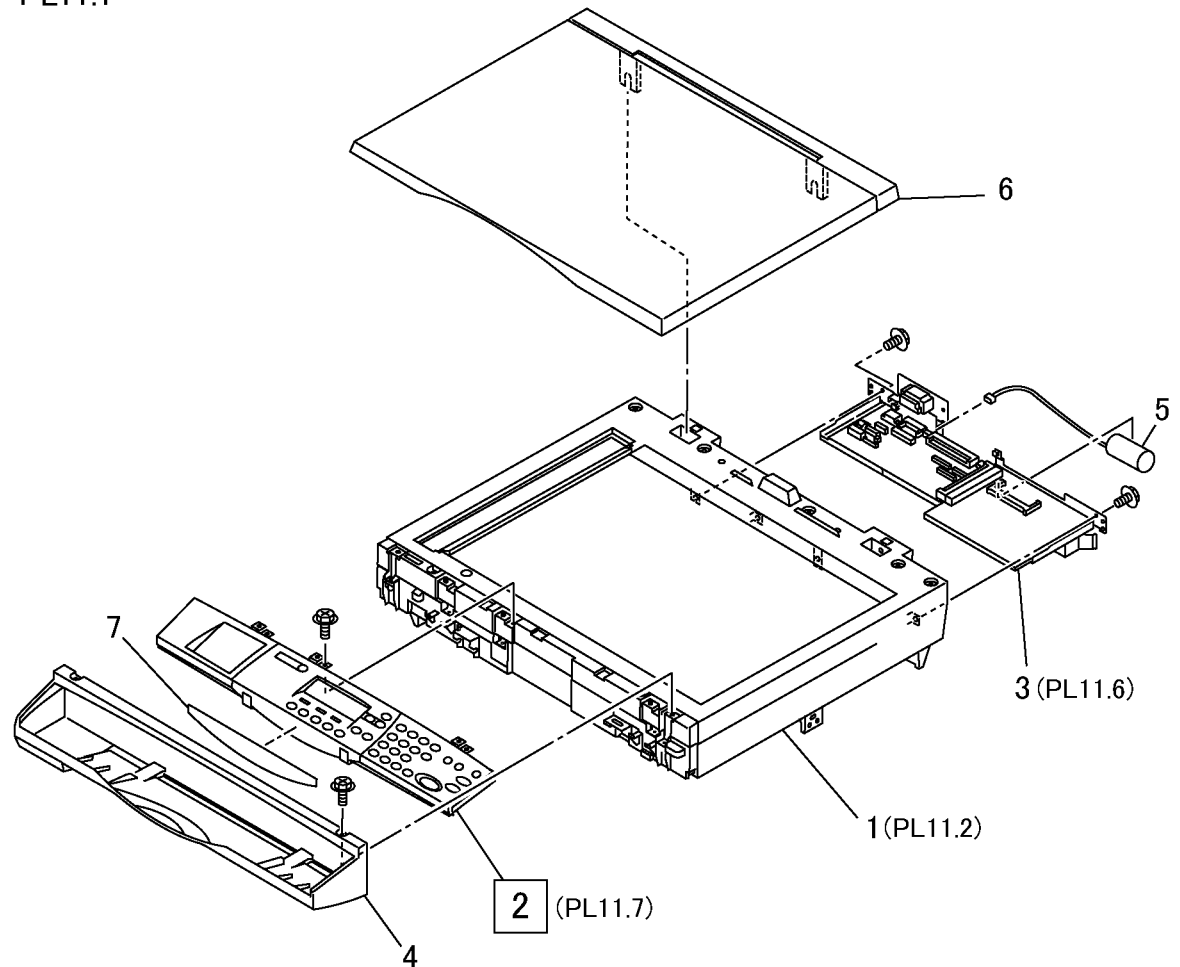


j0ch51002

PL 11.1 IIT Assembly

Item	Part	Description
1	062K15270	IIT Unit (PL 11.2)
2	802K66230	Control Panel (DC) (English) (PL 11.7) (REP 11.1.1)
-	802K74150	Control Panel (WF) (PL 11.7) (REP 11.1.1)
3	068K24540	MFC and EXT PWB Box (PL 11.6)
4	-	IIT Front Cover (Not Spared)
5	105E12930	Battery
6	802K66240	Platen Cover (Sheet)
7	893E17540	Label (COPY CENTRE C118)
-	893E17550	Label (WORK CENTRE M118)
-	893E30150	Label (WORK CENTRE M118i)

PL11.1


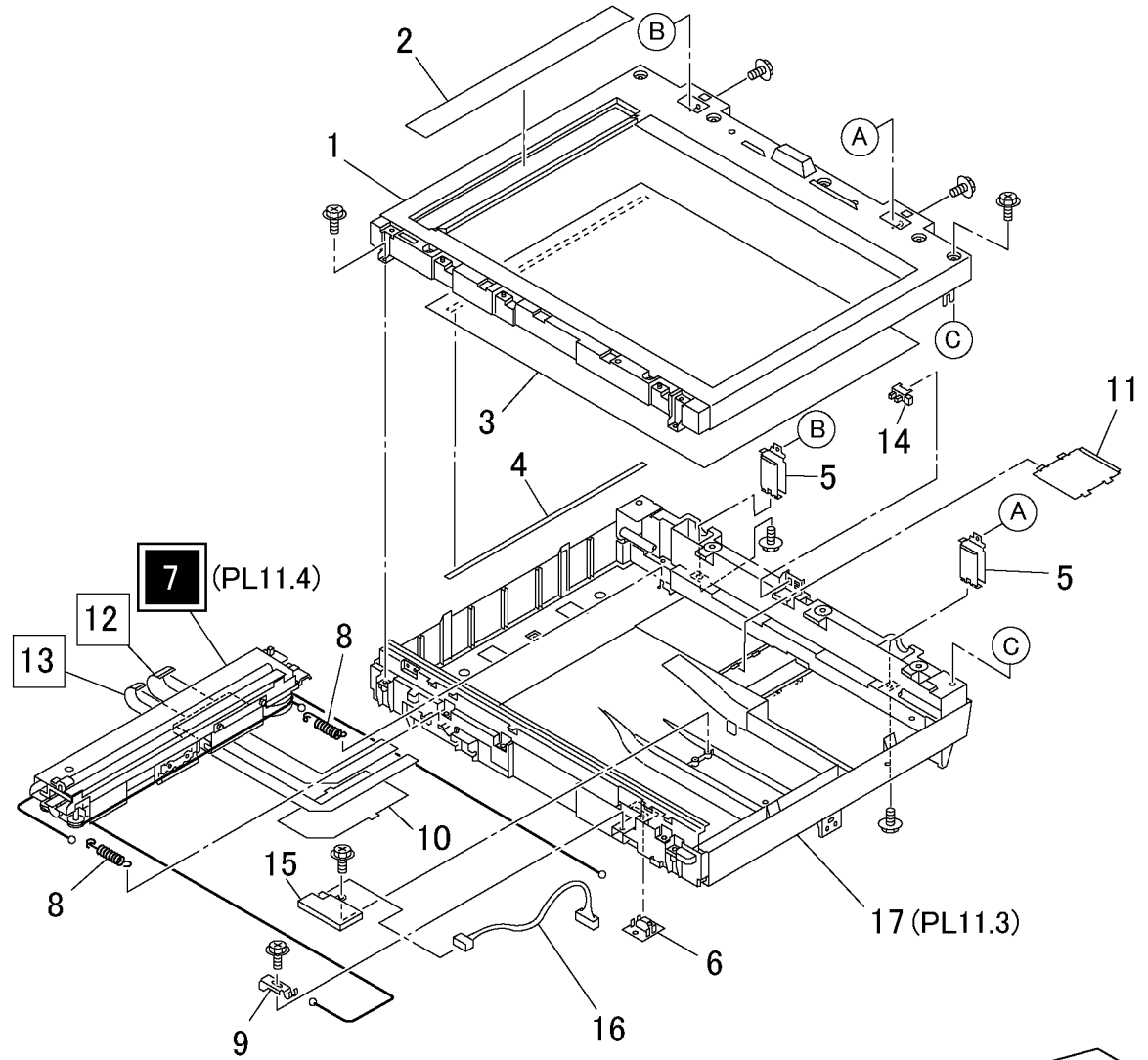


j0ch51101

PL 11.2 IIT Unit

Item	Part	Description
1	802K71880	IIT Upper Cover (with Item2-4)
2	090E02380	DADF Platen Glass
3	090E91720	Sheet Platen Glass
4	815E08650	White Reference
5	-	Sleeve (P/O PL 11.1 Item 1)
6	-	Carriage Lock (P/O PL 11.1 Item 1)
7	041K94690	IIT Carriage Assembly (PL 11.4) (REP 11.2.1) (ADJ 11.1.1)
8	-	Cable Spring (P/O PL 11.1 Item 1)
9	-	Cable Bracket (P/O PL 11.1 Item 1)
10	962K28290	Flexible Print Cable
11	-	Flexible Print Cable Cover (P/O PL 11.1 Item 1)
12	-	NBCR-Host Cable (REP 11.2.2) (P/O PL 11.1 Item 1)
13	-	NBCR-Power Cable (REP 11.2.2) (P/O PL 11.1 Item 1)
14	110E11560	Platen Angle Sensor
15	130E87050	APS Sensor
16	-	Wire Harness (P/O PL 11.1 Item 1)
17	-	IIT Under Assembly (PL 11.3) (P/O PL 11.1 Item 1)

PL11.2

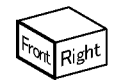
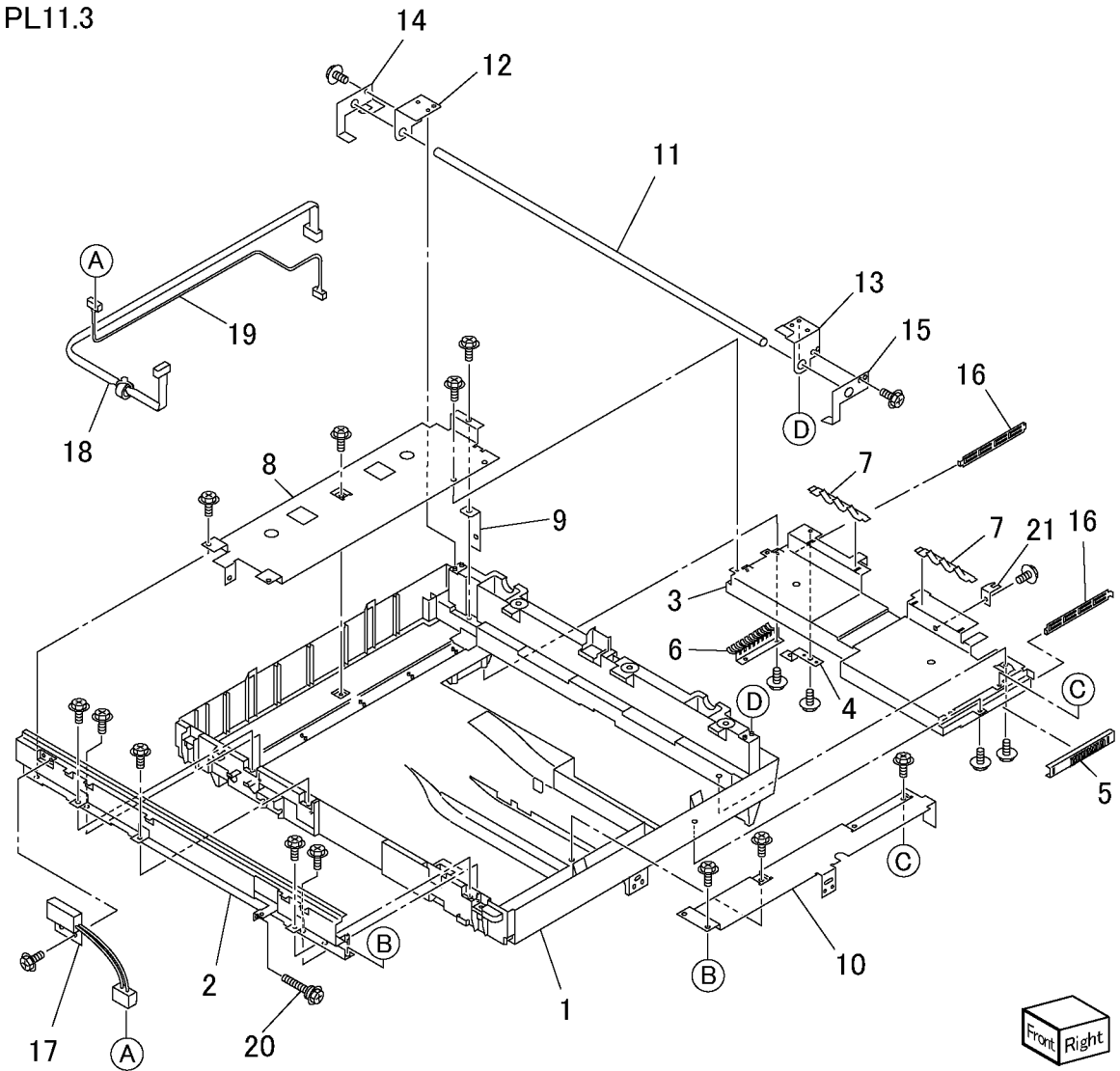


j0ch51102

PL 11.3 IIT Under Cover Assembly

Item	Part	Description
1	–	IIT Under Cover (P/O PL 11.2 Item 17)
2	001E66190	IIT Front Rail (P/O PL 11.2 Item 17)
3	–	Box (P/O PL 11.2 Item 17)
4	–	Plate (P/O PL 11.2 Item 17)
5	–	EME Spring Plate (P/O PL 11.2 Item 17)
6	–	EME Spring Plate (P/O PL 11.2 Item 17)
7	–	EME Spring Plate (P/O PL 11.1 Item 1)
8	–	Left Plate (P/O PL 11.2 Item 17)
9	–	Plate (P/O PL 11.2 Item 17)
10	–	Right Plate (P/O PL 11.2 Item 17)
11	806E04920	IIT Rear Rail (P/O PL 11.2 Item 17)
12	–	Left Rail Bracket (P/O PL 11.2 Item 17)
13	–	Right Rail Bracket (P/O PL 11.2 Item 17)
14	–	Left Rail FG Bracket (P/O PL 11.2 Item 17)
15	–	Right Rail FG Bracket (P/O PL 11.2 Item 17)
16	–	Shield (P/O PL 11.2 Item 17)
17	110E11550	Platen Open Switch
18	–	Flat Cable (Control Panel) (P/O PL 11.2 Item 17)
19	–	Wire Harness (Platen Open Switch) (P/O PL 11.2 Item 17)
20	–	Adjust Screw (P/O PL 11.2 Item 17)
21	–	Lock Bracket (Inventory Location) (P/O PL 11.2 Item 17)

PL11.3

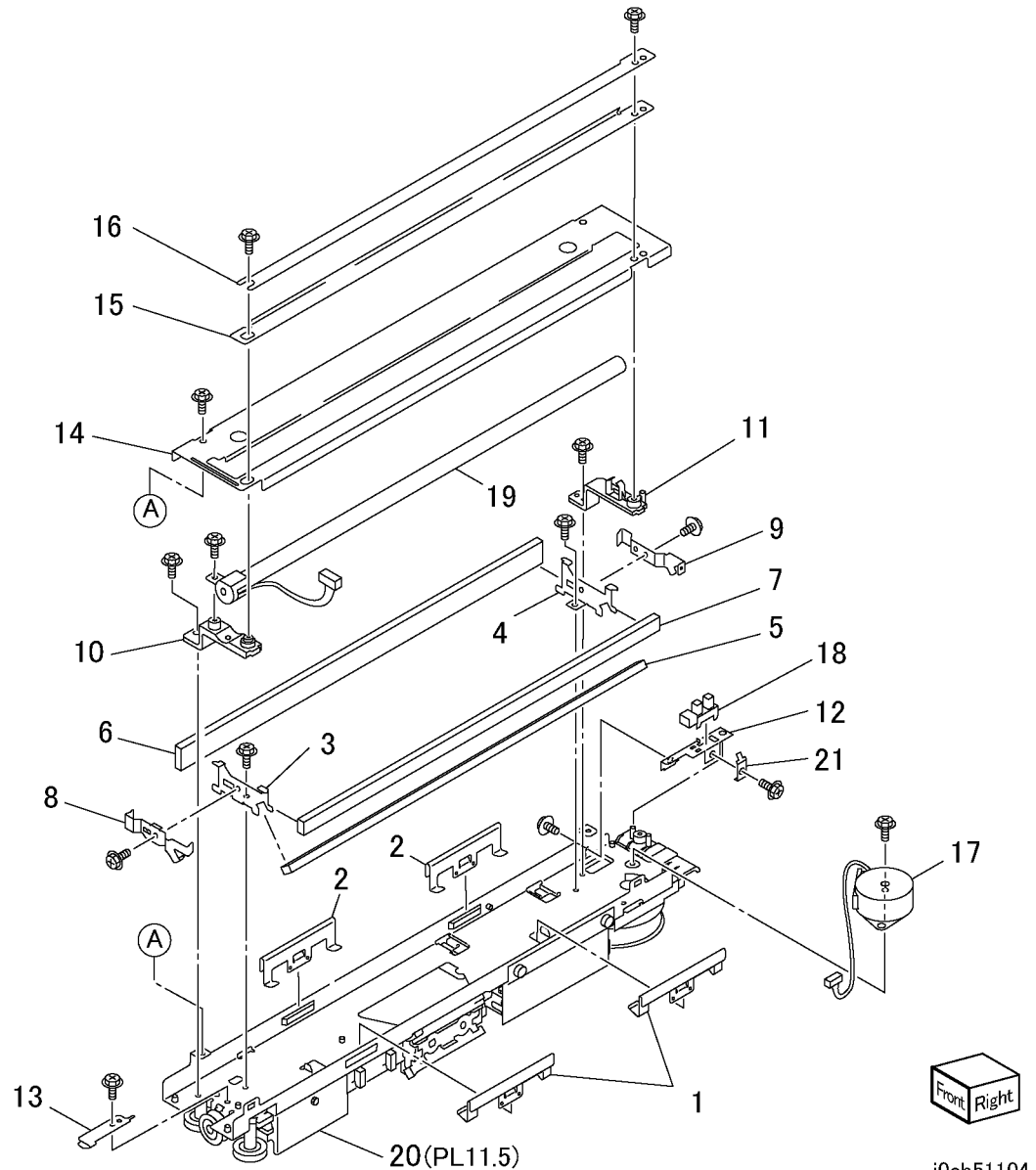


j0ch51103

PL 11.4 Module Assembly

Item	Part	Description
1	-	Mirror Damper (3) (P/O PL 11.2 Item 7)
2	-	Mirror Damper (2) (P/O PL 11.2 Item 7)
3	-	Front Mirror Frame (P/O PL 11.2 Item 7)
4	-	Rear Mirror Frame (P/O PL 11.2 Item 7)
5	-	Mirror (1) (P/O PL 11.2 Item 7)
6	-	Mirror (2) (P/O PL 11.2 Item 7)
7	-	Mirror (3) (P/O PL 11.2 Item 7)
8	-	Front Mirror Clip (P/O PL 11.2 Item 7)
9	-	Rear Mirror Clip (P/O PL 11.2 Item 7)
10	-	Front Lamp Holder (P/O PL 11.2 Item 7)
11	-	Rear Lamp Holder (P/O PL 11.2 Item 7)
12	-	Sensor Plate (P/O PL 11.2 Item 7)
13	-	Rail Contact (P/O PL 11.2 Item 7)
14	-	IIT Carriage Cover (P/O PL 11.2 Item 7)
15	-	Reflector (P/O PL 11.2 Item 7)
16	-	Reflector Cover (P/O PL 11.2 Item 7)
17	127K40070	Carriage Motor
18	130E87070	Carriage Sensor
19	019E58440	Exposure Lamp (REP 11.4.1)
20	-	Center Plate Assembly (PL 11.5) (P/O PL 11.2 Item 7)
21	-	Plate Spring (P/O PL 11.2 Item 7)

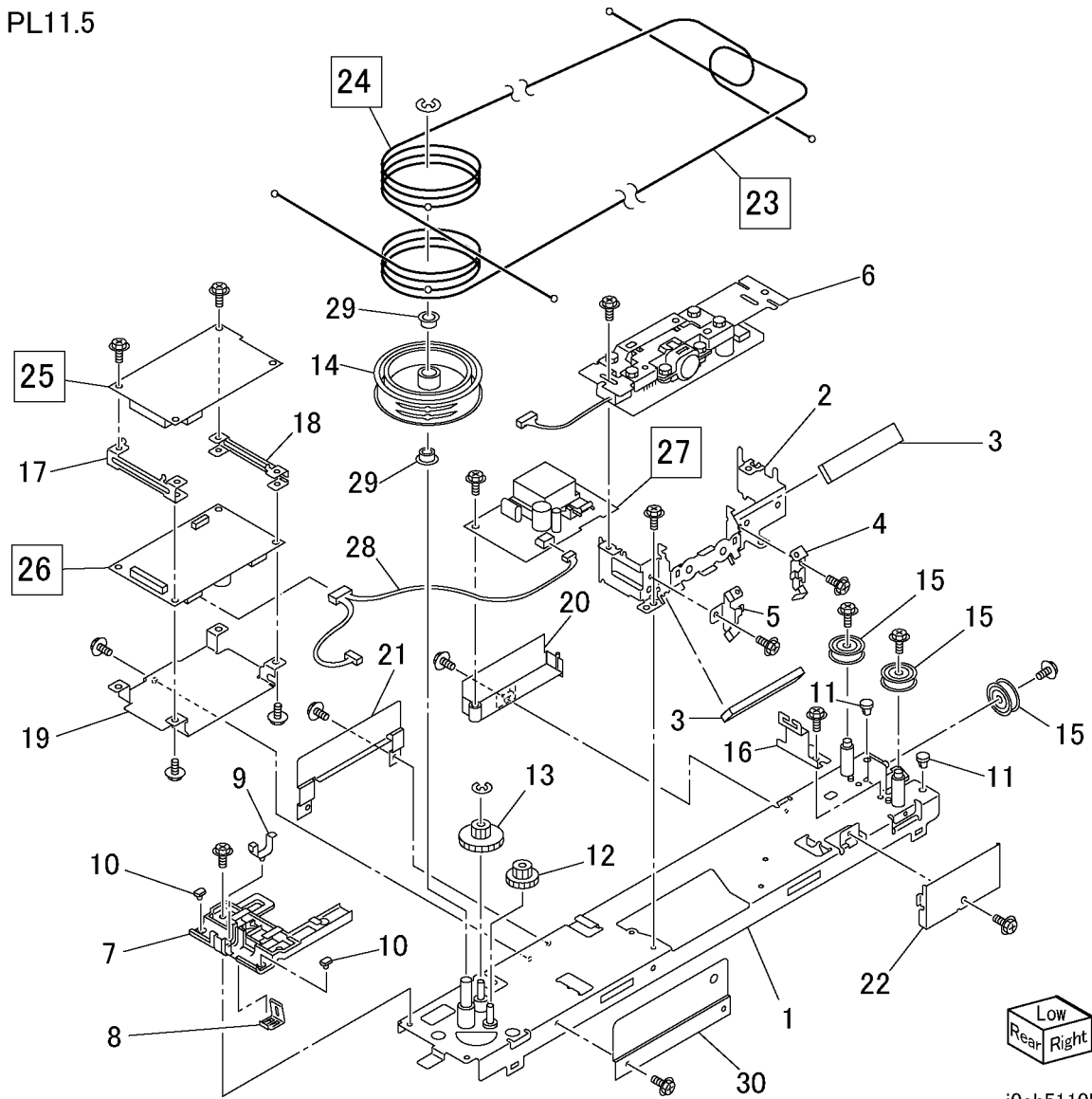
PL11.4



PL 11.5 Center Plate Assembly

Item	Part	Description
1	-	Center Plate (P/O PL 11.4 Item 20)
2	-	Mirror Frame (P/O PL 11.4 Item 20)
3	-	Mirror (4) (P/O PL 11.4 Item 20)
4	-	Front Mirror Clip (P/O PL 11.4 Item 20)
5	-	Rear Mirror Clip (P/O PL 11.4 Item 20)
6	-	Lens Assembly (P/O PL 11.4 Item 20)
7	-	Shaft Slider (P/O PL 11.4 Item 20)
8	-	Shaft Contact (P/O PL 11.4 Item 20)
9	-	Side Slider (P/O PL 11.4 Item 20)
10	-	Top Slider (P/O PL 11.4 Item 20)
11	-	Front Slider (P/O PL 11.4 Item 20)
12	-	Gear (P/O PL 11.4 Item 20)
13	-	Gear (P/O PL 11.4 Item 20)
14	-	IIT Drum (P/O PL 11.4 Item 20)
15	-	Pulley (P/O PL 11.4 Item 20)
16	-	Hook (P/O PL 11.4 Item 20)
17	-	NSC Bracket (1) (P/O PL 11.4 Item 20)
18	-	NSC Bracket (2) (P/O PL 11.4 Item 20)
19	-	NBCR Bracket (P/O PL 11.4 Item 20)
20	-	INV Bracket (1) (P/O PL 11.4 Item 20)
21	-	Bracket (P/O PL 11.4 Item 20)
22	-	INV Bracket (2) (P/O PL 11.4 Item 20)
23	177E91820	Front Carriage Cable (REP 11.5.1)
24	177E91830	Rear Carriage Cable (REP 11.5.1)
25	-	NBCR PWB (REP 11.5.2) (P/O PL 11.2 Item 7)
26	-	NSC PWB (REP 11.5.2) (P/O PL 11.2 Item 7)
27	-	INV PWB (REP 11.5.3) (P/O PL 11.2 Item 7)
28	-	Wire Harness (P/O PL 11.4 Item 20)
29	-	Bearing (P/O PL 11.4 Item 20)
30	-	Bracket (P/O PL 11.4 Item 20)

PL11.5

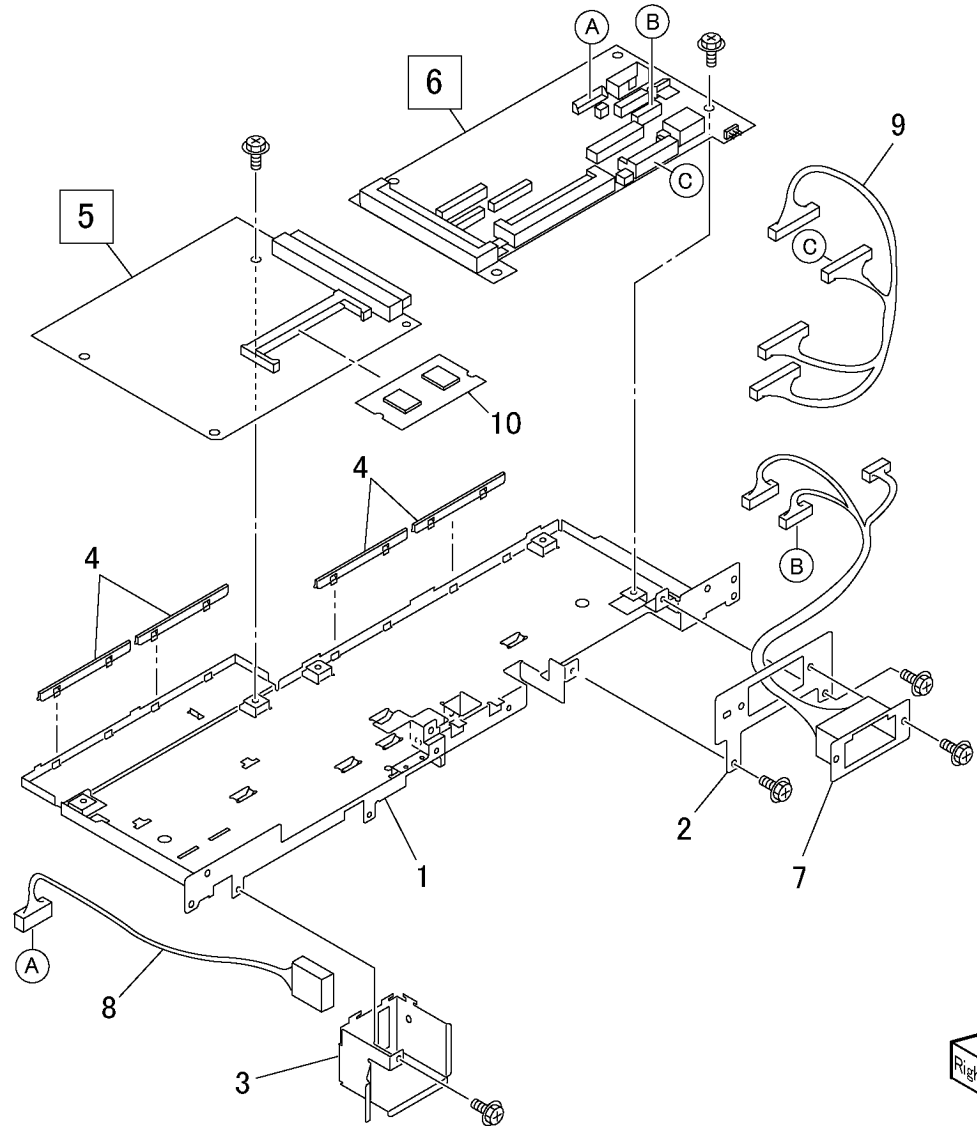


j0ch51105

PL 11.6 MFC and EXT PWB Box

Item	Part	Description
1	-	PWB Box (P/O PL 11.1 Item 3)
2	-	Connector Bracket (P/O PL 11.1 Item 3)
3	-	EP SV Connector Bracket (P/O PL 11.1 Item 3)
4	-	Shield (P/O PL 11.1 Item 3)
5	960K05230	MFC PWB (XC/EU) GI (REP 11.6.1)
-	960K05240	MFC PWB (EU) G2 (REP 11.6.1)
6	960K02720	EXT PWB (G1)(REP 11.6.1)
-	960K06520	EXT PWB (G2)
7	-	EXT-Lattice Wire Harness (P/O PL 11.1 Item 3)
8	-	EXT-EP SV Wire Harness (P/O PL 11.1 Item 3)
9	-	MCU-EXT Wire Harness (P/O PL 11.1 Item 3)
10	960K08770	64M Memory

PL11.6

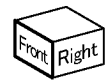
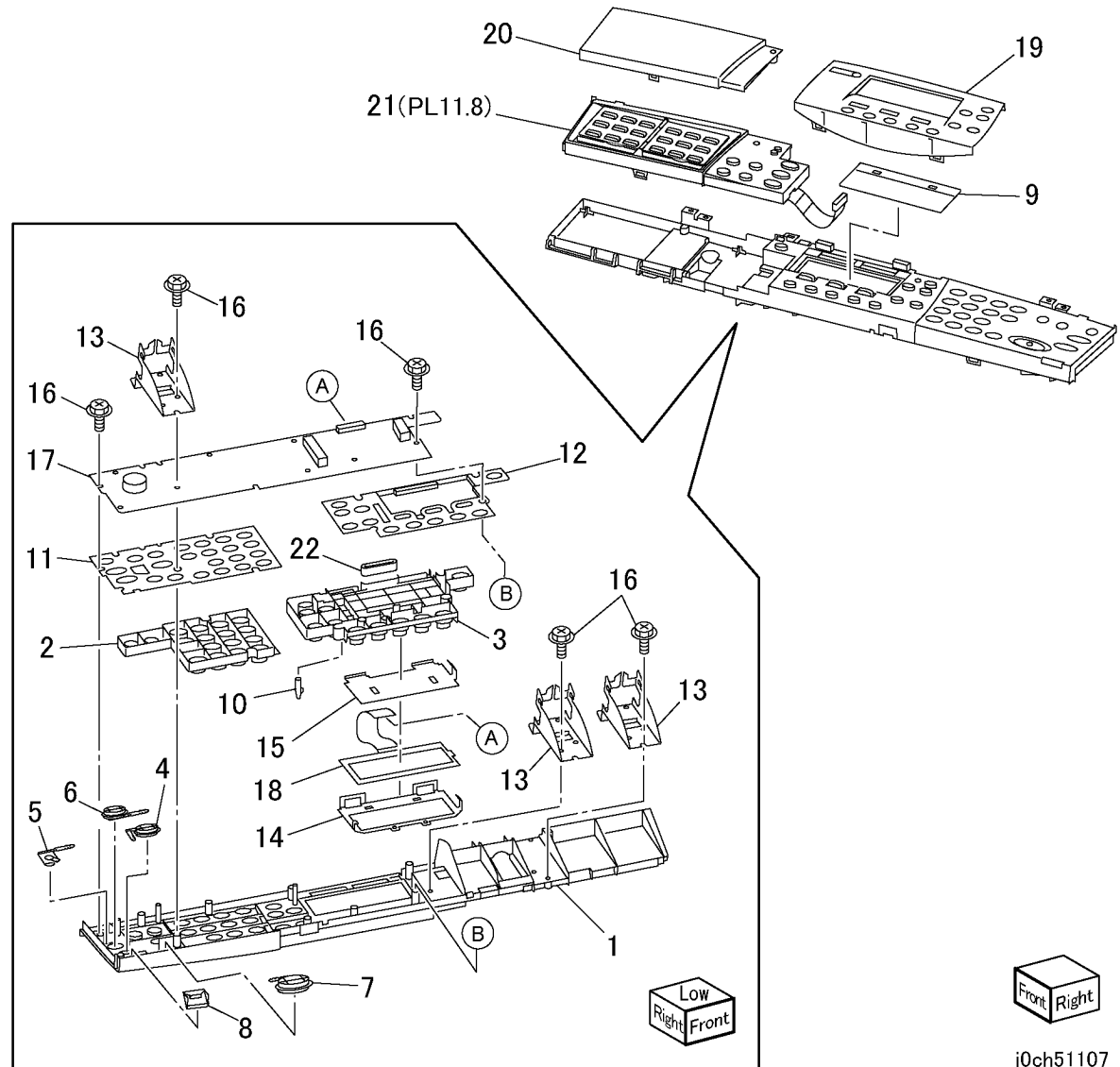


j0ch51106

PL 11.7 Control Panel

Item	Part	Description
1	802K66570	Control Panel Case (Eng) (P/O PL 11.1 Item 2)
-	802K71860	Control Panel Case (WF) (P/O PL 11.1 Item 2)
2	-	Ten key (P/O PL 11.1 Item 2)
3	-	Function Key (P/O PL 11.1 Item 2)
4	-	Stop Key (P/O PL 11.1 Item 2)
5	-	Power Save Key (P/O PL 11.1 Item 2)
6	-	Reset Key (P/O PL 11.1 Item 2)
7	-	Start Key (P/O PL 11.1 Item 2)
8	-	Alarm Cover (P/O PL 11.1 Item 2)
9	-	LCD Panel (P/O PL 11.1 Item 2)
10	-	LED Lens (P/O PL 11.1 Item 2)
11	-	Right Contact Rubber (P/O PL 11.1 Item 2)
12	-	Center Contact Rubber (P/O PL 11.1 Item 2)
13	-	Panel Support (P/O PL 11.1 Item 2)
14	-	Upper LCD Shield (P/O PL 11.1 Item 2)
15	-	Under LCD Shield (P/O PL 11.1 Item 2)
16	-	Tapping Screw (P/O PL 11.1 Item 2)
17	960K02730	Control Panel PWB
18	-	LCD (P/O PL 11.1 Item 2)
19	802E68620	LCD Cover DC (Eng) (P/O PL 11.1 Item 2)
-	802E64120	LCD Cover MF (Eng)
20	-	Clip Tray (P/O PL 11.1 Item 2)
21	802K64640	One Touch Panel (PL 11.8)
22	-	Core (P/O PL 11.1 Item 2)

PL11.7

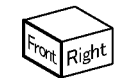
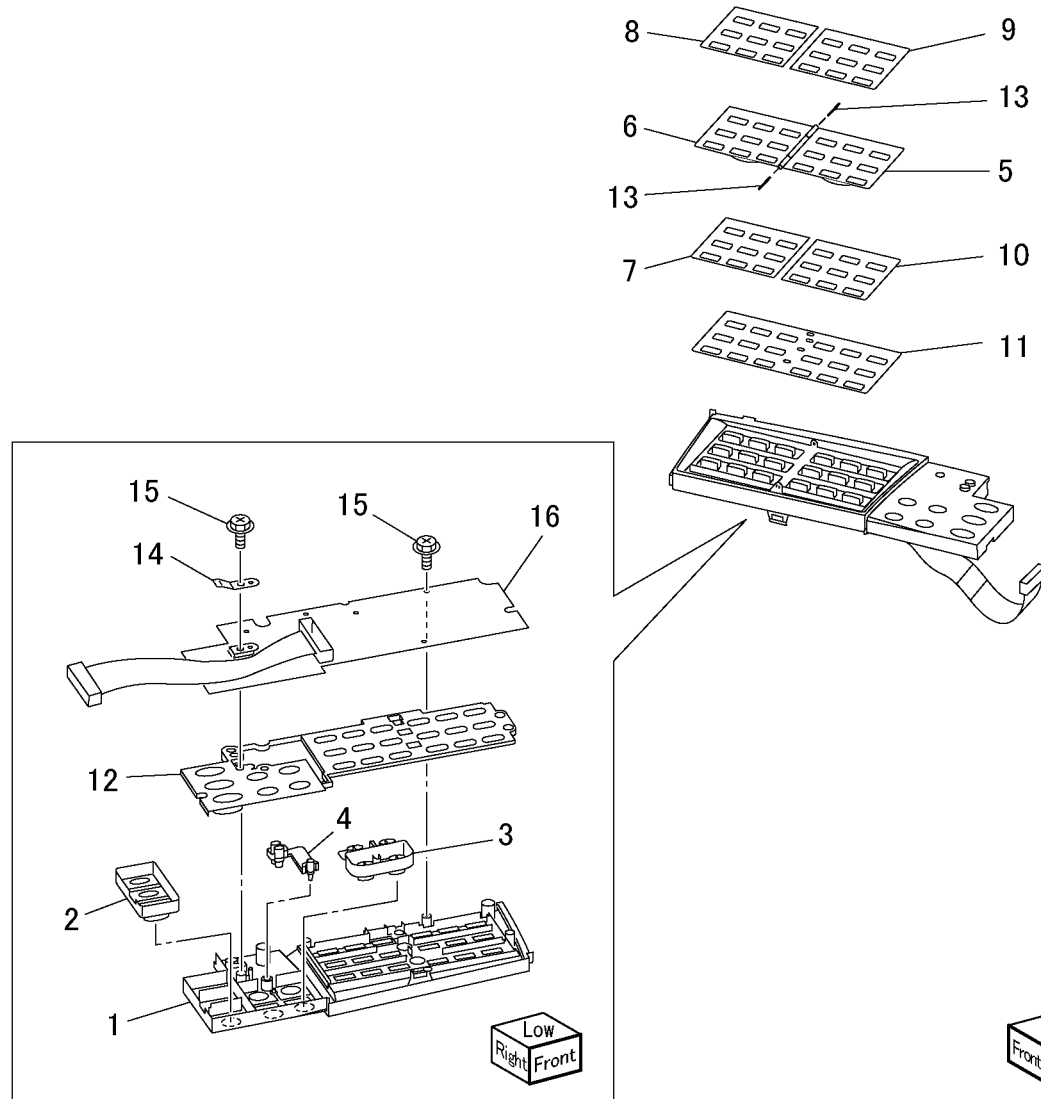


j0ch51107

PL 11.8 Fax Unit Control Panel

Item	Part	Description
1	-	Fax Unit Control Panel Case (P/O PL 11.7 Item 21)
2	-	Copy/Fax/E-Mail Key (P/O PL 11.7 Item 21)
3	-	Option Key (P/O PL 11.7 Item 21)
4	-	LED Lens (P/O PL 11.7 Item 21)
5	-	Right Flip Card (P/O PL 11.7 Item 21)
6	-	Left Flip Card (P/O PL 11.7 Item 21)
7	-	One Touch Sheet (10-18) (P/O PL 11.7 Item 21)
8	-	One Touch Sheet (19-27) (P/O PL 11.7 Item 21)
9	-	One Touch Sheet (28-36) (P/O PL 11.7 Item 21)
10	-	One Touch Sheet (37-45) (P/O PL 11.7 Item 21)
11	-	One Touch Panel (P/O PL 11.7 Item 21)
12	-	Contact Rubber (P/O PL 11.7 Item 21)
13	-	Flip Shaft (P/O PL 11.7 Item 21)
14	-	Earth Plate (P/O PL 11.7 Item 21)
15	-	Tapping Screw (P/O PL 11.7 Item 21)
16	-	FAX Unit Control Panel PWB (P/O PL 11.7 Item 21)

PL11.8



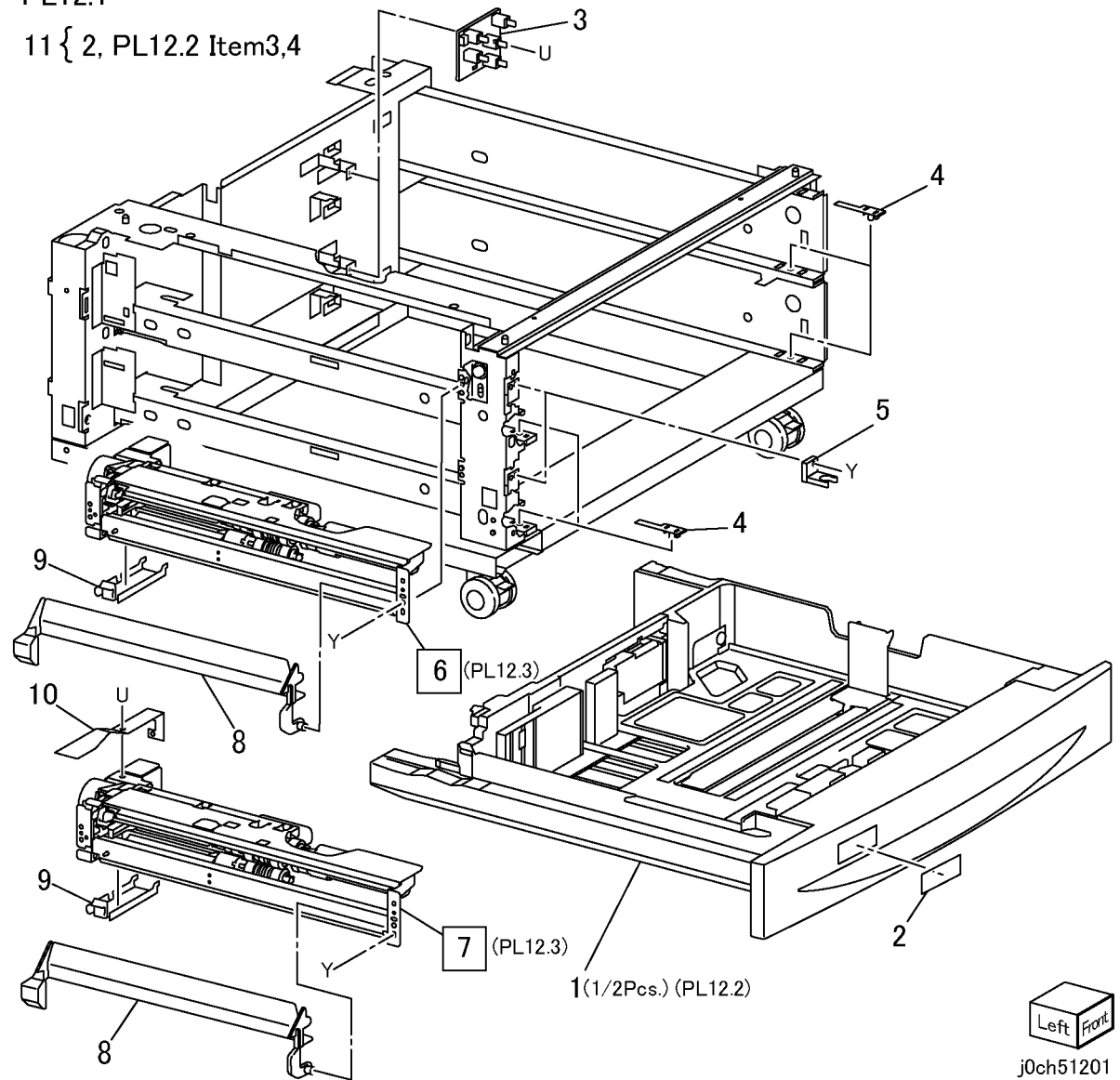
jOch51108

PL 12.1 Tray, Feeder Assembly-2Tray

Item	Part	Description
1	050K49840	Tray 3/4 Assembly (PL 12.2)
2	-	Label (No.3) (P/O PL 12.1 Item 11)
-	-	Label (No.4) (P/O PL 12.1 Item 11)
3	110K11680	Tray 3/4 Paper Size Switch
4	014E51110	Tray Spacer
5	003E61510	Tray Stopper
6	059K29553	Tray 3 Feeder (REP 12.1.1)
7	059K29553	Tray 4 Feeder (REP 12.1.2)
8	054E22622	Feed Out Chute
9	-	Sensor Cover (Not Spared)
10	-	Cover (Not Spared)
11	604K20550	Tray Label Kit

PL12.1

11 { 2, PL12.2 Item3,4

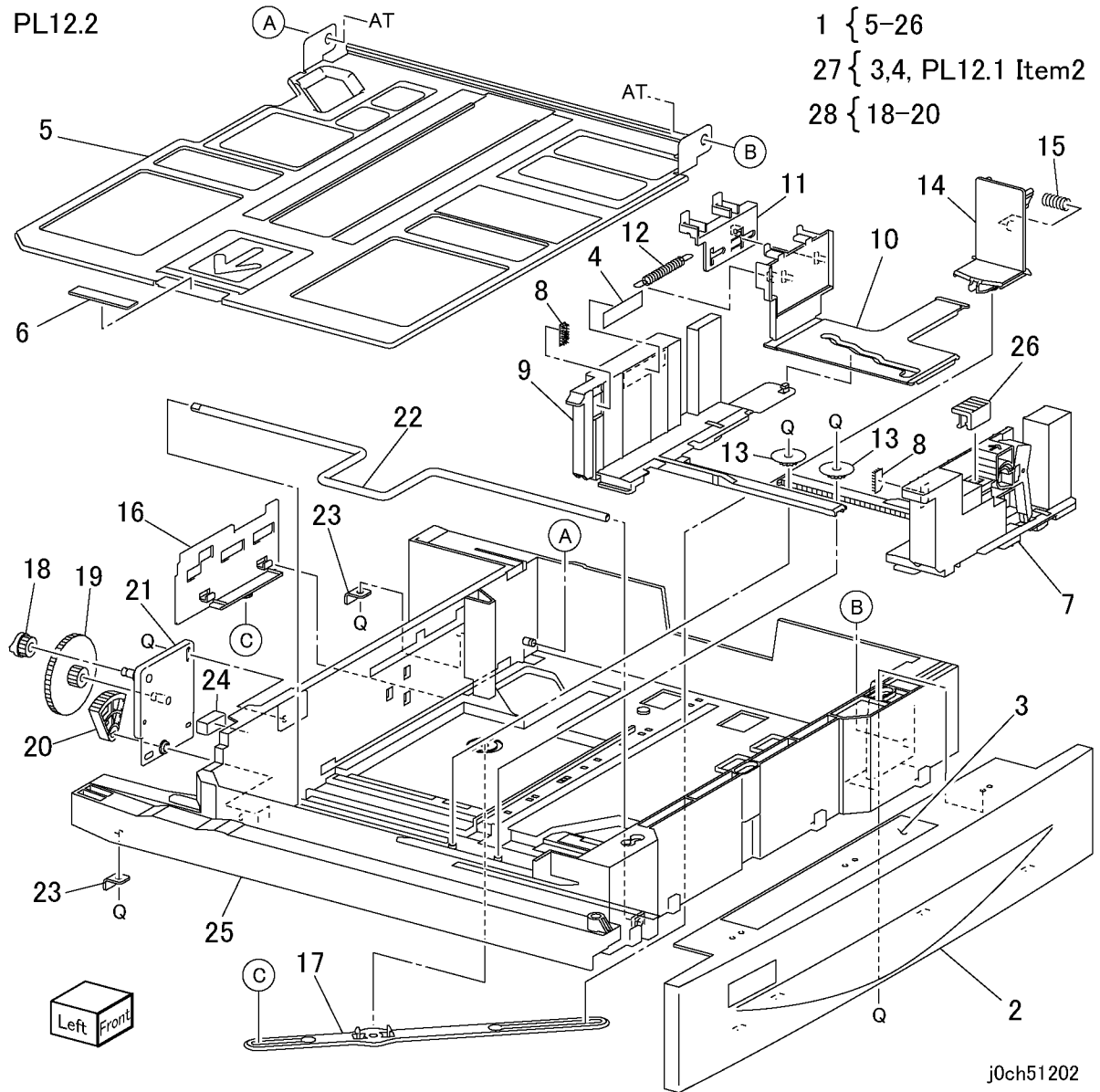


Left Front

j0ch51201

PL 12.2 Tray 3/4 Assembly-2Tray

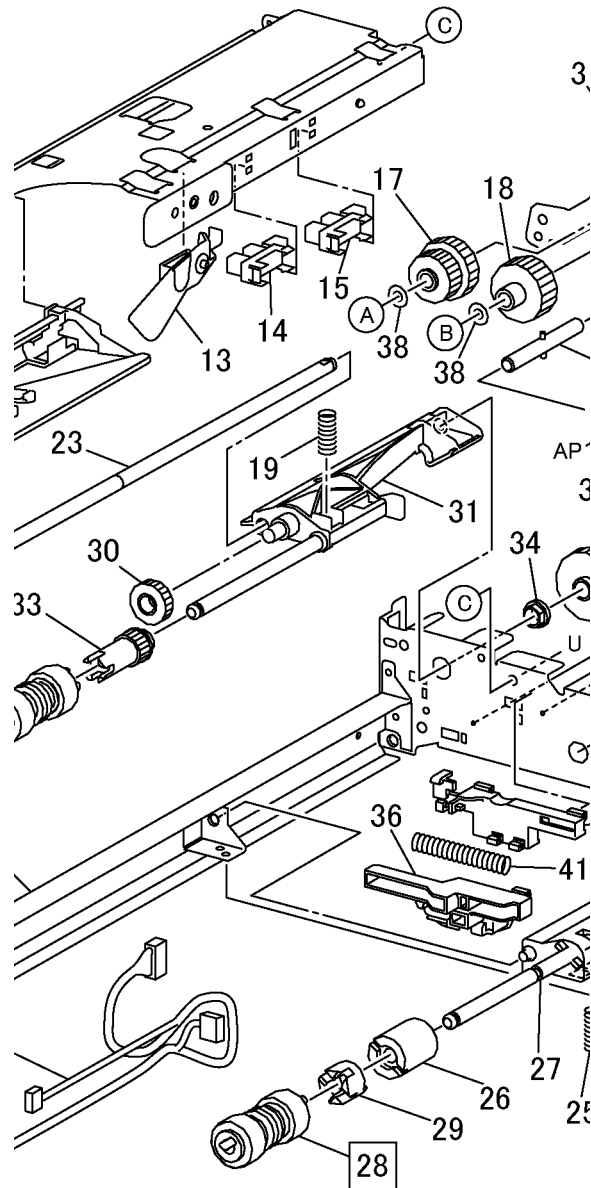
Item	Part	Description
1	-	Tray Assembly (P/O PL 12.1 Item 1)
2	-	Tray Cover (P/O PL 12.1 Item 1)
3	-	Label (Instruction) (P/O PL 12.2 Item 27)
4	-	Label (Max) (P/O PL 12.2 Item 27)
5	-	Bottom Plate (P/O PL 12.2 Item 1)
6	-	Bottom Pad (P/O PL 12.2 Item 1)
7	-	Front Side Guide (P/O PL 12.2 Item 1)
8	-	Tray Pad (P/O PL 12.2 Item 1)
9	-	Rear Side Guide (P/O PL 12.2 Item 1)
10	-	Side Guide Actuator (P/O PL 12.2 Item 1)
11	-	Guide Actuator (P/O PL 12.2 Item 1)
12	-	Spring (P/O PL 12.2 Item 1)
13	-	Pinion Gear (P/O PL 12.2 Item 1)
14	-	End Guide (P/O PL 12.2 Item 1)
15	-	Spring (P/O PL 12.2 Item 1)
16	-	End Guide Actuator (P/O PL 12.2 Item 1)
17	-	Link (P/O PL 12.2 Item 1)
18	-	Coupling Gear (13T) (P/O PL 12.2 Item 28)
19	-	Gear (13T/60T) (P/O PL 12.2 Item 28)
20	-	Sector Gear (60T) (P/O PL 12.2 Item 28)
21	-	Bracket (P/O PL 12.2 Item 1)
22	-	Lift Up Shaft (P/O PL 12.2 Item 1)
23	-	Stopper (P/O PL 12.2 Item 1)
24	-	Seal (P/O PL 12.2 Item 1)
25	-	Tray (P/O PL 12.2 Item 1)
26	010E93341	Slide Lock
27	604K20550	Tray Label Kit
28	604K20540	Tray Gear Kit



PL 12.3 Tray 3/4 Feeder-2Tray

Item	Part	Description			Description
1	–	Upper Frame (P/O PL 12.1 Item 6, PL 12.1 Item 7)	29	–	Spacer (P/O PL 12.1 Item 6, PL 12.1 Item 7)
2	127K38170	Tray 3/4 Feed/Lift Up Motor	30	–	Gear (13T) (P/O PL 12.1 Item 6, PL 12.1 Item 7)
3	–	Bracket (P/O PL 12.1 Item 6, PL 12.1 Item 7)	31	–	Support Assembly (P/O PL 12.1 Item 6, PL 12.1 Item 7)
4	014E44770	Spacer (P/O PL 12.1 Item 6, PL 12.1 Item 7)	32	–	Nudger Roll (REP 12.3.1) (P/O PL 12.3 Item 42)
5	–	Gear (31T) (P/O PL 12.1 Item 6, PL 12.1 Item 7)	33	–	Gear (25T) (P/O PL 12.1 Item 6, PL 12.1 Item 7)
6	–	Spring (P/O PL 12.1 Item 6, PL 12.1 Item 7)	34	–	Bearing (P/O PL 12.1 Item 6, PL 12.1 Item 7)
7	–	One way Clutch (P/O PL 12.1 Item 6)	35	–	Gear (34T) (P/O PL 12.1 Item 6, PL 12.1 Item 7)
8	–	One way Gear (P/O PL 12.1 Item 6)	36	–	Lever (P/O PL 12.1 Item 6, PL 12.1 Item 7)
9	–	Gear (33T) (P/O PL 12.1 Item 6, PL 12.1 Item 7)	37	–	Bearing (P/O PL 12.1 Item 6, PL 12.1 Item 7)
10	–	Bearing (P/O PL 12.1 Item 6, PL 12.1 Item 7)	38	–	Washer (P/O PL 12.1 Item 6, PL 12.1 Item 7)
11	–	Shaft (P/O PL 12.1 Item 6, PL 12.1 Item 7)	39	–	Lower Frame (P/O PL 12.1 Item 6, PL 12.1 Item 7)
12	–	Front Chute (P/O PL 12.1 Item 6, PL 12.1 Item 7)	40	–	Holder (P/O PL 12.1 Item 6, PL 12.1 Item 7)
13	120E22481	Actuator (P/O PL 12.1 Item 6, PL 12.1 Item 7)	41	–	Spring (P/O PL 12.1 Item 6, PL 12.1 Item 7)
14	930W00103	Tray 3/4 Level Sensor	42	604K20530	Tray Feed Roller Kit
15	930W00103	Tray 3/4 No Paper Sensor	43	059K29553	Screw
16	962K19692	Wire Harness (P/O PL 12.1 Item 6, PL 12.1 Item 7)			
17	–	Gear (28T/21T) (P/O PL 12.1 Item 6, PL 12.1 Item 7)			
18	–	Gear (29T) (P/O PL 12.1 Item 6, PL 12.1 Item 7)			
19	–	Spring (P/O PL 12.1 Item 6, PL 12.1 Item 7)			
20	–	Feed Roll (REP 12.3.1) (P/O PL 12.3 Item 42)			
21	005K05890	Oneway Clutch			
22	005K06760	Oneway Gear (22T)			
23	–	Shaft (P/O PL 12.1 Item 6, PL 12.1 Item 7)			
24	–	Chute (P/O PL 12.1 Item 6, PL 12.1 Item 7)			
25	–	Spring (P/O PL 12.1 Item 6, PL 12.1 Item 7)			
26	005K05890	Friction Clutch			
27	–	Support Assembly (P/O PL 12.1 Item 6, PL 12.1 Item 7)			
28	–	Retard Roll (REP 12.3.1) (P/O PL 12.3 Item 42)			

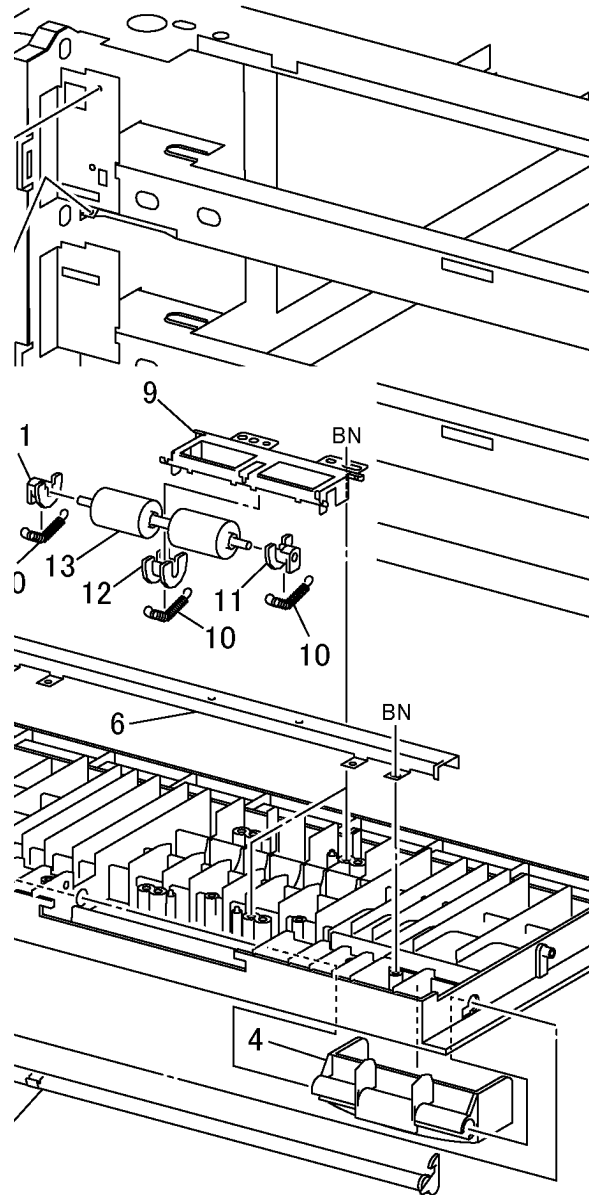
PL 12.4 Left Cover-2Tray



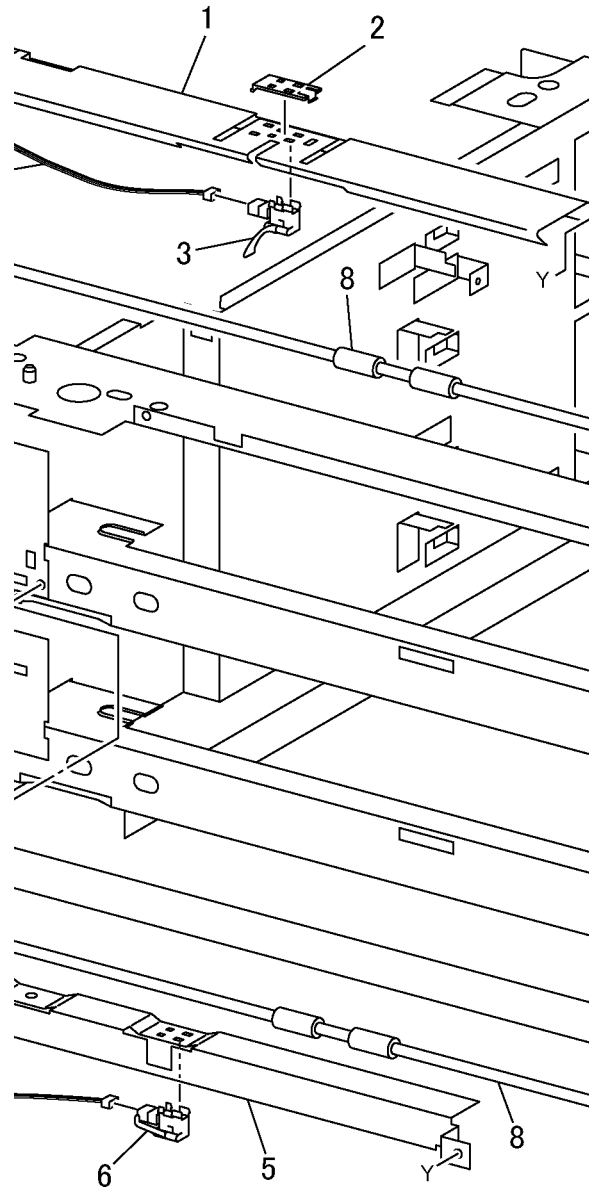
Item	Part	Description
1	802K53505	Cover Assembly LH 2TM
2	-	Latch (P/O PL 12.4 Item 1)
3	-	Hook (P/O PL 12.4 Item 1)
4	-	Handle (P/O PL 12.4 Item 1)
5	-	Left Cover (P/O PL 12.4 Item 1)
6	-	Chute (P/O PL 12.4 Item 1)
7	-	Actuator (P/O PL 12.4 Item 1)
8	-	Spring (P/O PL 12.4 Item 1)
9	-	Bracket (P/O PL 12.4 Item 1)
10	-	Spring (P/O PL 12.4 Item 1)
11	-	Bearing (P/O PL 12.4 Item 1)
12	-	Bearing (P/O PL 12.4 Item 1)
13	059E98190	Pinch Roll
14	830E45710	Support
15	110E10620	2Tray Module Left Cover Switch
16	-	Bracket Assembly (Not Spared)
17	-	Bracket (Not Spared)

PL 12.5 Takeaway Roll-2Tray

Item	Part	Description
1	-	Chute (Not Spared)
2	-	Cover (Not Spared)
3	130K64121	Tray 3 Feed Out Sensor
4	962K18171	Wire Harness
5	-	Chute (Not Spared)
6	130K64471	Tray 4 Feed Out Sensor
7	962K18900	Wire Harness
8	059K26250	Takeaway Roll Assembly
9	-	Bearing (P/O PL 12.5 Item 10)
10	604K20720	2TM Bearing Kit (4pcs)

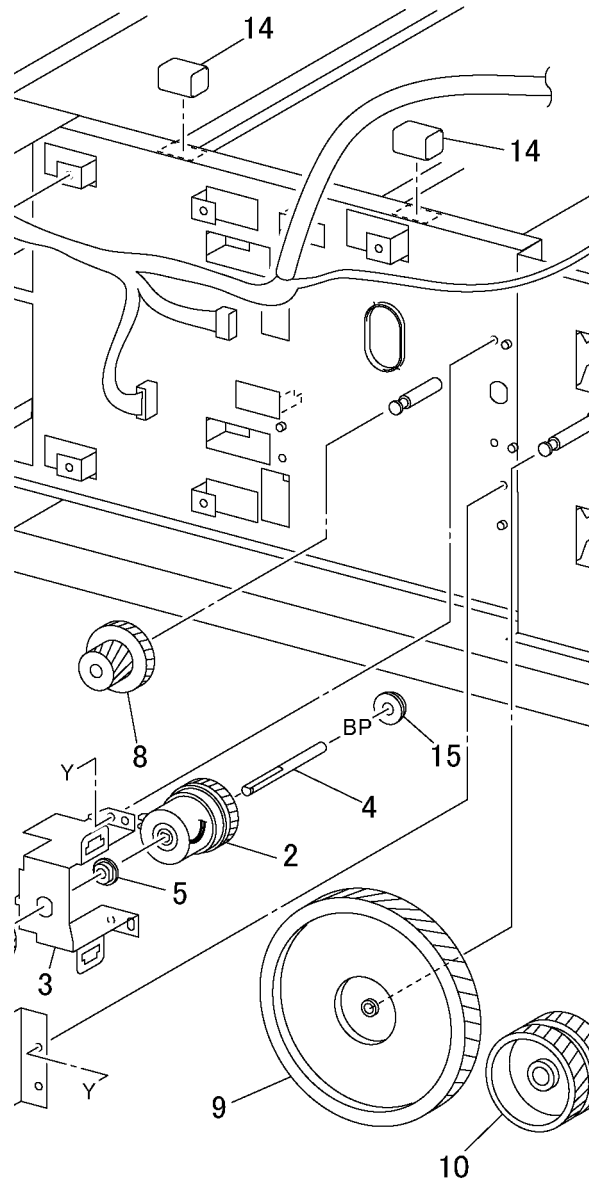


PL 12.6 Electrical-2Tray

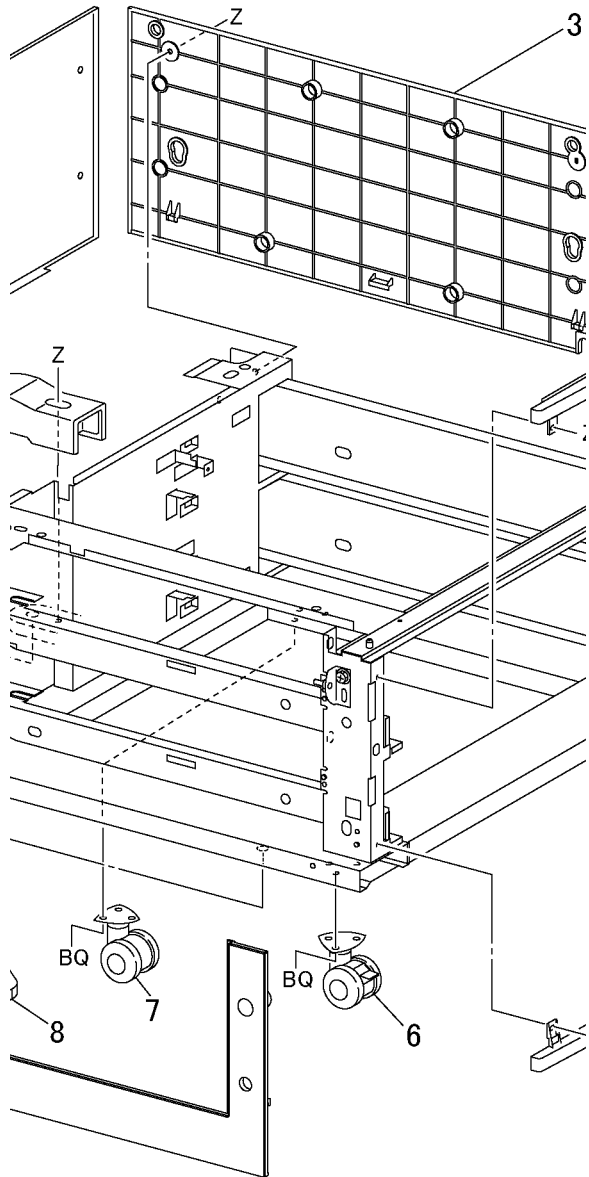


Item	Part	Description
1	160K97490	PWB Assembly TM
2	121K31530	2Tray Module Takeaway Roll Clutch
3	-	Bracket (Not Spared)
4	-	Shaft (Not Spared)
5	-	Bearing (Not Spared)
6	-	Gear (38T) (Not Spared)
7	007K88721	2Tray Module Takeaway Motor
8	-	Gear (22T/40T) (Not Spared)
9	-	Gear (126T) (Not Spared)
10	-	Gear (60T) (Not Spared)
11	-	Gear (37T) (Not Spared)
12	-	Gear (32T) (Not Spared)
13	-	Wire Harness (Not Spared)
14	-	Gasket (Not Spared)
15	-	Bearing (P/O PL 12.6 Item 16)
16	604K20720	2TM Bearing Kit (4pcs)

PL 12.7 Cover-2Tray



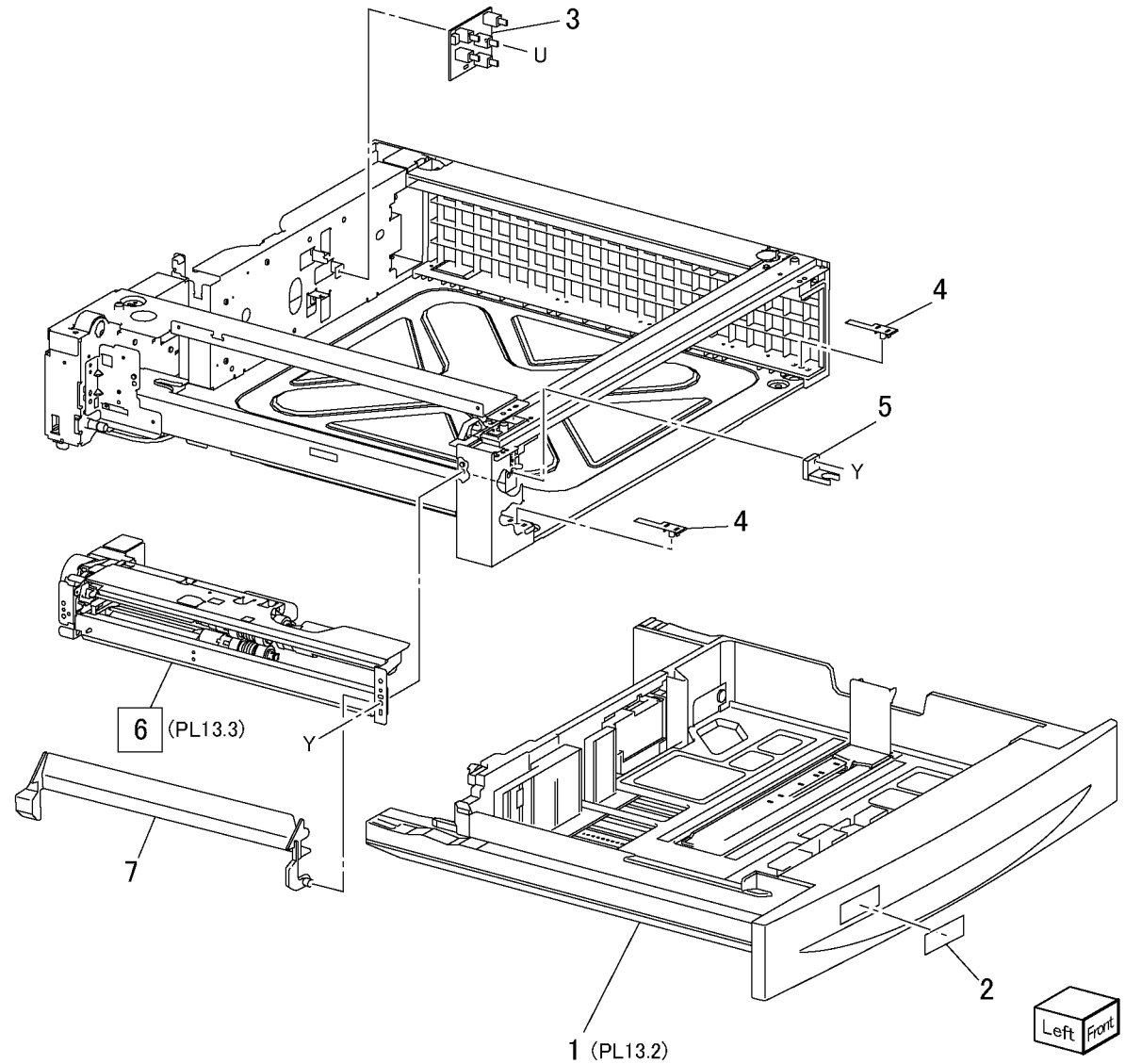
Item	Part	Description
1	-	Top Cover (Not Spared)
2	-	Foot Cover (Not Spared)
3	802E54750	Right Cover
4	802E54762	Left Lower Cover (REP 12.7.1)
5	802E54771	Rear Cover
6	-	Caster (Stopper) (Not Spared)
7	-	Caster (Not Spared)
8	-	Foot (Not Spared)
9	-	Foot Cover (Not Spared)



PL 13.1 Tray, Feeder Assembly-Single Tray

Item	Part	Description
1	050K49840	Tray Assembly (PL 13.2)
2	893E20820	Label (No.2)
3	110K11680	Tray 2 Paper Size Switch
4	014E51110	Tray Spacer
5	003E61510	Tray Stopper
6	059K29553	Tray 2 Feeder (REP 13.1.1)
7	054E22621	Feed Out Chute

PL13.1

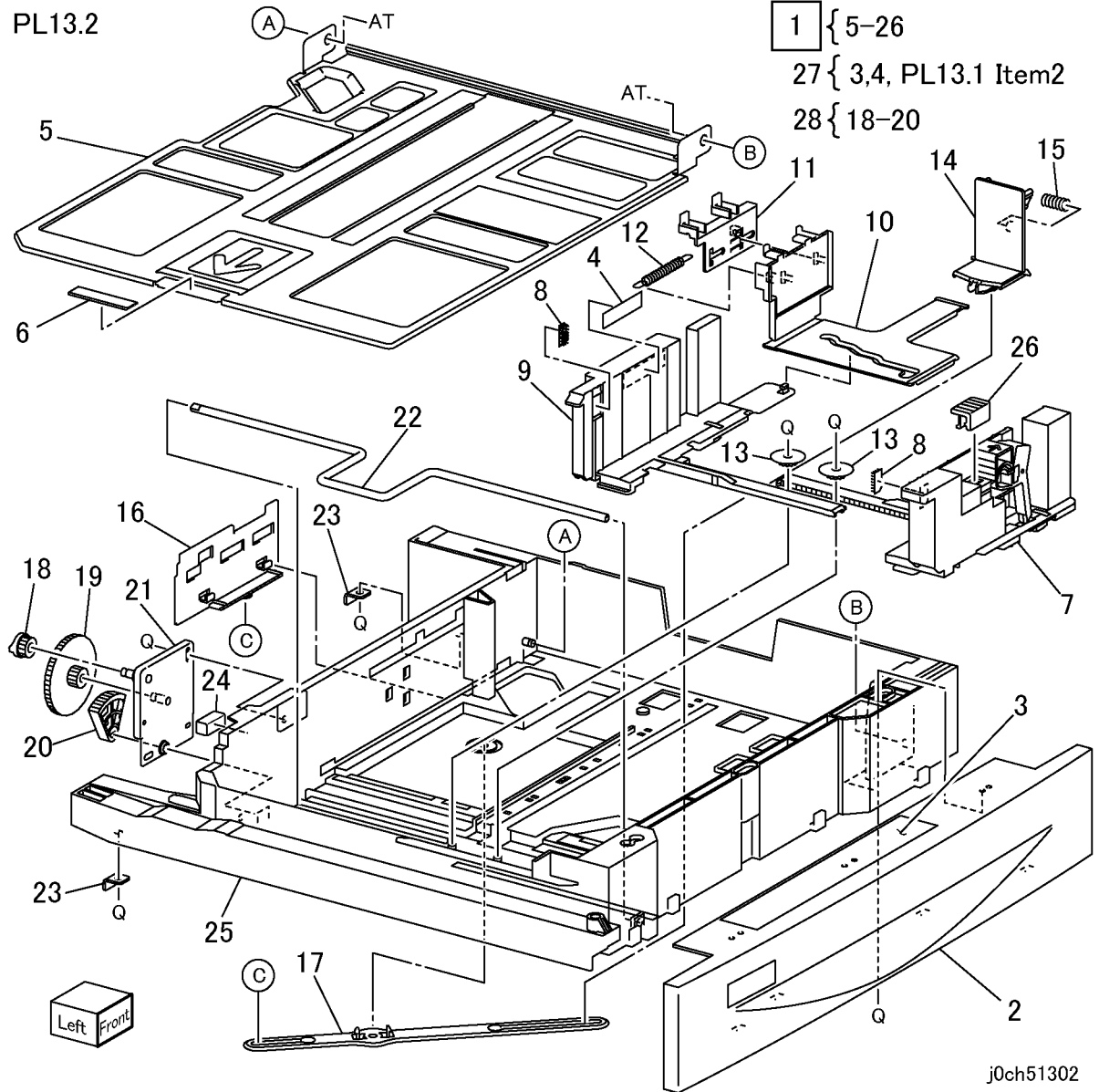


Left Front

j0ch51301

PL 13.2 Tray Assembly-Single Tray

Item	Part	Description
1	-	Tray Assembly (P/O PL 13.2 Item 1)
2	-	Tray Cover (P/O PL 13.2 Item 1)
3	-	Label (Instruction) (P/O PL 13.2 Item 27)
4	-	Label (Max) (P/O PL 13.2 Item 27)
5	-	Bottom Plate (P/O PL 13.2 Item 1)
6	-	Bottom Pad (P/O PL 13.2 Item 1)
7	-	Front Side Guide (P/O PL 13.2 Item 1)
8	-	Tray Pad (P/O PL 13.2 Item 1)
9	-	Rear Side Guide (P/O PL 13.2 Item 1)
10	-	Side Guide Actuator (P/O PL 13.2 Item 1)
11	-	Guide Actuator (P/O PL 13.2 Item 1)
12	-	Spring (P/O PL 13.2 Item 1)
13	-	Pinion Gear (P/O PL 13.2 Item 1)
14	-	End Guide (P/O PL 13.2 Item 1)
15	-	Spring (P/O PL 13.2 Item 1)
16	-	End Guide Actuator (P/O PL 13.2 Item 1)
17	-	Link (P/O PL 13.2 Item 1)
18	-	Coupling Gear (13T) (P/O PL 13.2 Item 28)
19	-	Gear (13T/60T) (P/O PL 13.2 Item 28)
20	-	Sector Gear (60T) (P/O PL 13.2 Item 28)
21	-	Bracket (P/O PL 13.2 Item 1)
22	-	Lift Up Shaft (P/O PL 13.2 Item 1)
23	-	Stopper (P/O PL 13.2 Item 1)
24	-	Seal (P/O PL 13.2 Item 1)
25	-	Tray (P/O PL 13.2 Item 1)
26	010E93341	Slide Lock
27	604K20550	Tray Label Kit
28	604K20540	Tray Gear Kit

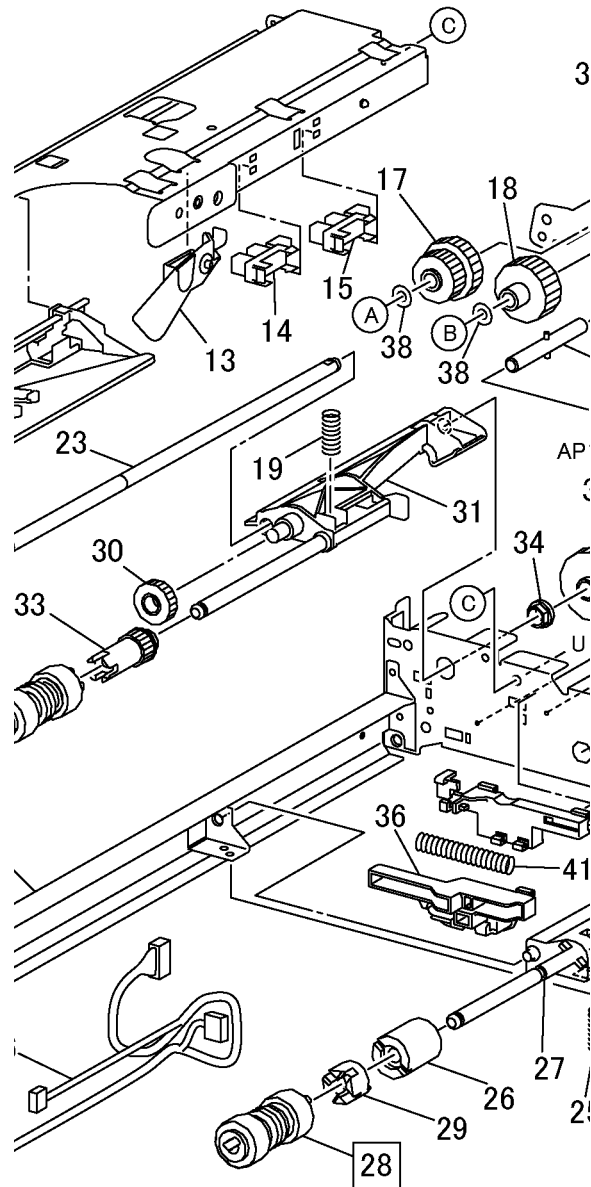


PL 13.3 Tray Feeder-Single Tray

43 059K29553 Screw

Item	Part	Description
1	059K26293	Feeder Assembly (Item 2-41)
2	127K38170	Tray 2 Feed/Lift Up Motor
3	—	Bracket (P/O PL 13.1 Item 6)
4	014E44770	Spacer
5	—	Gear (31T) (P/O PL 13.1 Item 6)
6	—	Spring (P/O PL 13.1 Item 6)
7	—	Oneway Clutch (P/O PL 13.3 Item 1)
8	—	Oneway Gear (P/O PL 13.3 Item 1)
9	—	Gear (33T) (P/O PL 13.1 Item 6)
10	—	Bearing (P/O PL 13.1 Item 6)
11	—	Shaft (P/O PL 13.1 Item 6)
12	—	Front Chute (P/O PL 13.1 Item 6)
13	—	Actuator (P/O PL 13.1 Item 6)
14	930W00103	Tray 2 Level Sensor
15	930W00103	Tray 2 No Paper Sensor
16	962K19691	Wire Harness
17	—	Gear (28T/21T) (P/O PL 13.1 Item 6)
18	—	Gear (29T) (P/O PL 13.1 Item 6)
19	—	Spring (P/O PL 13.1 Item 6)
20	—	Feed Roll (REP 13.3.1) (P/O PL 13.3 Item 42)
21	005K05890	One way Clutch
22	005K06760	One way Gear (22T)
23	—	Shaft (P/O PL 13.1 Item 6)
24	—	Chute (P/O PL 13.1 Item 6)
25	—	Spring (P/O PL 13.1 Item 6)
26	005K07010	Friction Clutch
27	—	Support Assembly (P/O PL 13.1 Item 6)
28	—	Retard Roll (REP 13.3.1) (P/O PL 13.3 Item 42)
29	—	Spacer (P/O PL 13.1 Item 6)
30	—	Gear (13T) (P/O PL 13.1 Item 6)
31	—	Support Assembly (P/O PL 13.1 Item 6)
32	—	Nudger Roll (REP 13.3.1) (P/O PL 13.3 Item 42)
33	—	Gear (25T) (P/O PL 13.1 Item 6)
34	—	Bearing (P/O PL 13.1 Item 6)
35	—	Gear (34T) (P/O PL 13.1 Item 6)
36	—	Lever (P/O PL 13.1 Item 6)
37	—	Bearing (P/O PL 13.1 Item 6)
38	—	Washer (P/O PL 13.1 Item 6)
39	—	Lower Frame (P/O PL 13.1 Item 6)
40	—	Holder (P/O PL 13.1 Item 6)
41	—	Spring (P/O PL 13.1 Item 6)
42	604K20530	Tray Feed Roller Kit

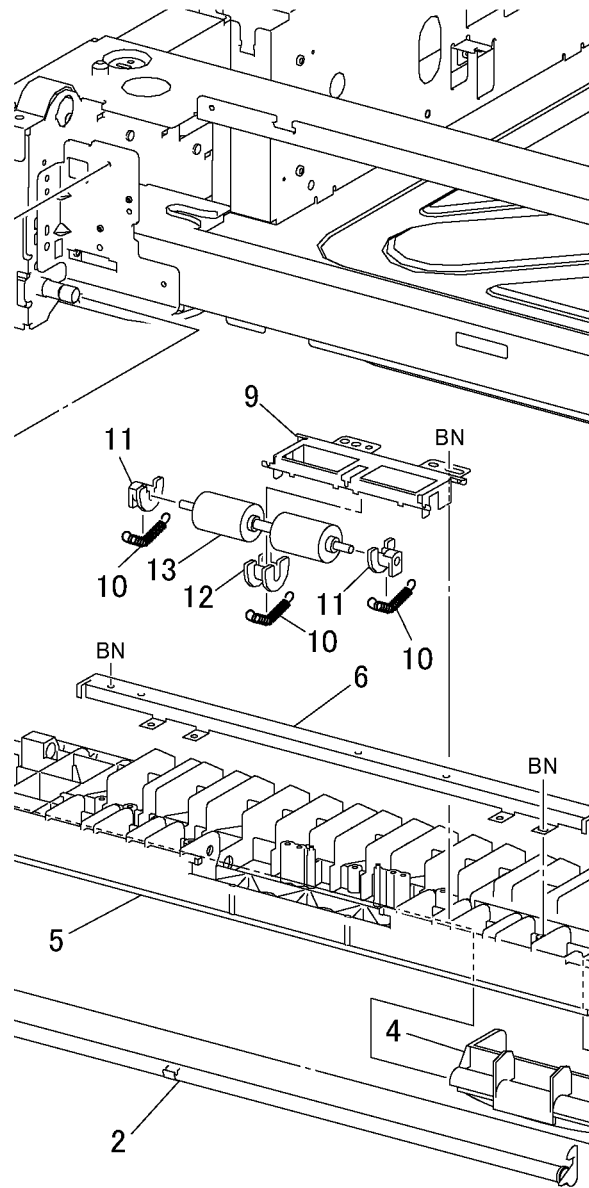
PL 13.4 Left Cover-Single Tray



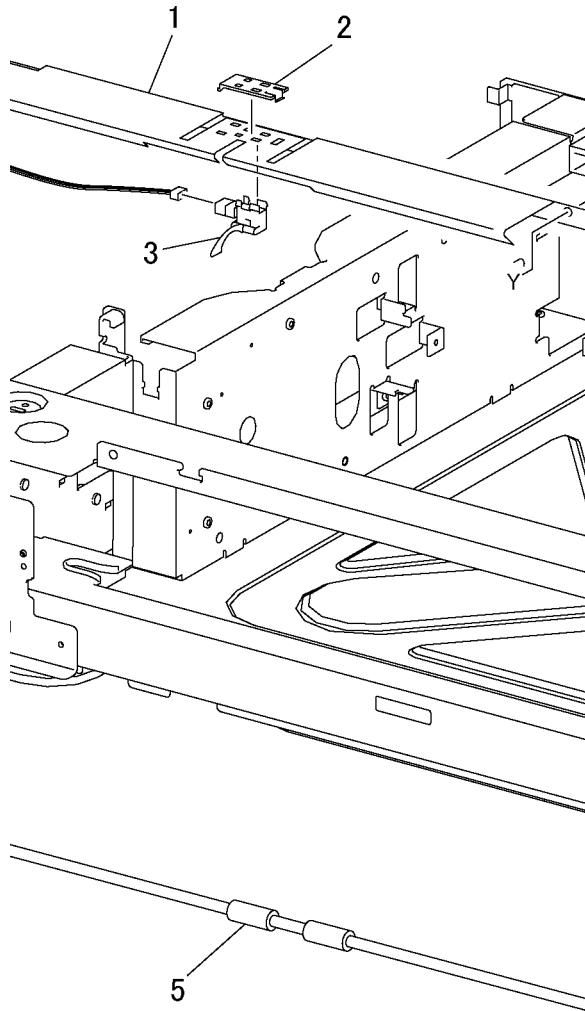
Item	Part	Description
1	802K57023	Cover Assembly LH STM
2	-	Latch (P/O PL 13.4 Item 1)
3	-	Hook (P/O PL 13.4 Item 1)
4	-	Handle (P/O PL 13.4 Item 1)
5	-	Left Cover (P/O PL 13.4 Item 1)
6	-	Chute (P/O PL 13.4 Item 1)
7	-	Actuator (P/O PL 13.4 Item 1)
8	-	Spring (P/O PL 13.4 Item 1)
9	-	Bracket (P/O PL 13.4 Item 1)
10	-	Spring (P/O PL 13.4 Item 1)
11	-	Bearing (P/O PL 13.4 Item 1)
12	-	Bearing (P/O PL 13.4 Item 1)
13	-	Pinch Roll (P/O PL 13.4 Item 1)
14	110E10620	Single Tray Module Left Cover Switch
15	-	Bracket Assembly (Not Spared)

PL 13.5 Takeaway Roll-Single Tray

Item	Part	Description
1	-	Chute (Not Spared)
2	-	Cover (Not Spared)
3	130K64121	Tray 2 Feed Out Sensor
4	-	Wire Harness
5	059K26250	Takeaway Roll Assembly
6	-	Bearing (P/O PL 12.5 Item 10)



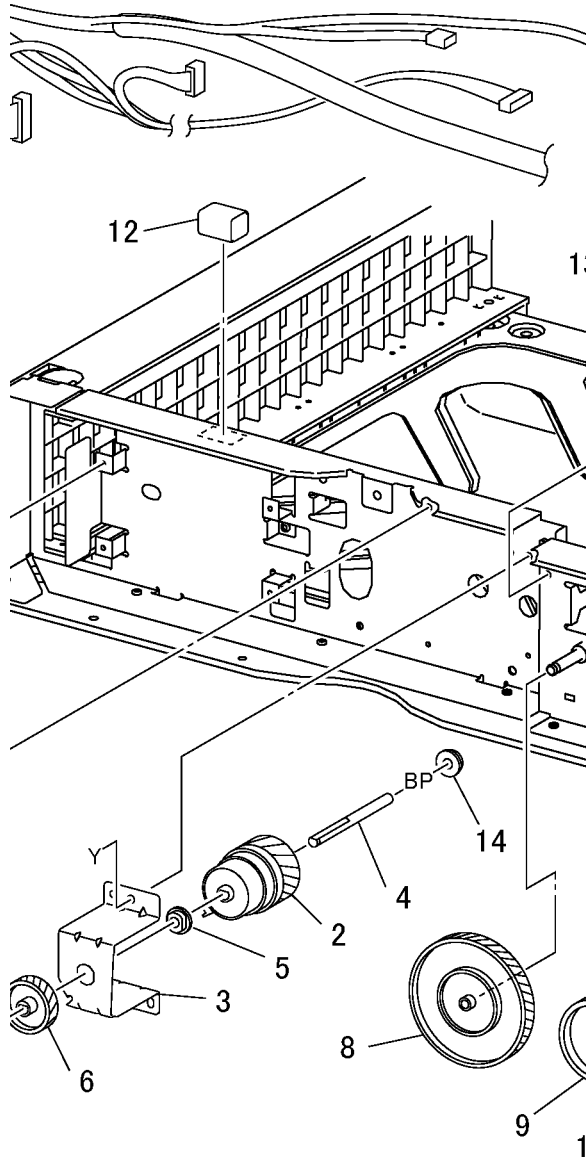
PL 13.6 Electrical-Single Tray

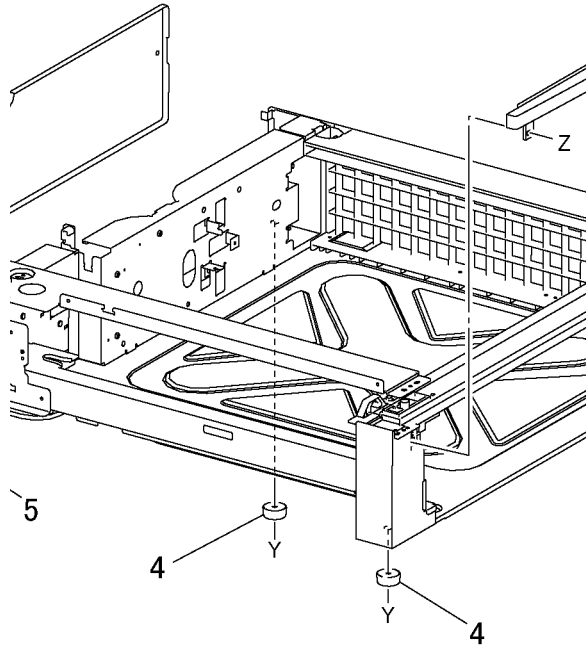


Item	Part	Description
1	960K07500	PWBA Entry STM
2	121K31530	Single Tray Module Takeaway Roll Clutch
3	-	Bracket (Not Spared)
4	-	Shaft (Not Spared)
5	-	Bearing (Not Spared)
6	-	Gear (Not Spared)
7	007K88711	Gear Assembly Main STM
8	-	Gear (Not Spared)
9	-	Gear (Not Spared)
10	-	Gear (Not Spared)
11	-	Wire Harness
12	-	Gasket
13	-	Docking Bracket (Not Spared)
14	-	Bearing (P/O PL 12.6 Item 16)

PL 13.7 Cover-Single Tray

Item	Part	Description
1	-	Top Cover (Not Spared)
2	-	Left Cover (Not Spared)
3	-	Rear Cover (Not Spared)
4	-	Foot (Not Spared)
5	-	Foot Rear (Not Spared)

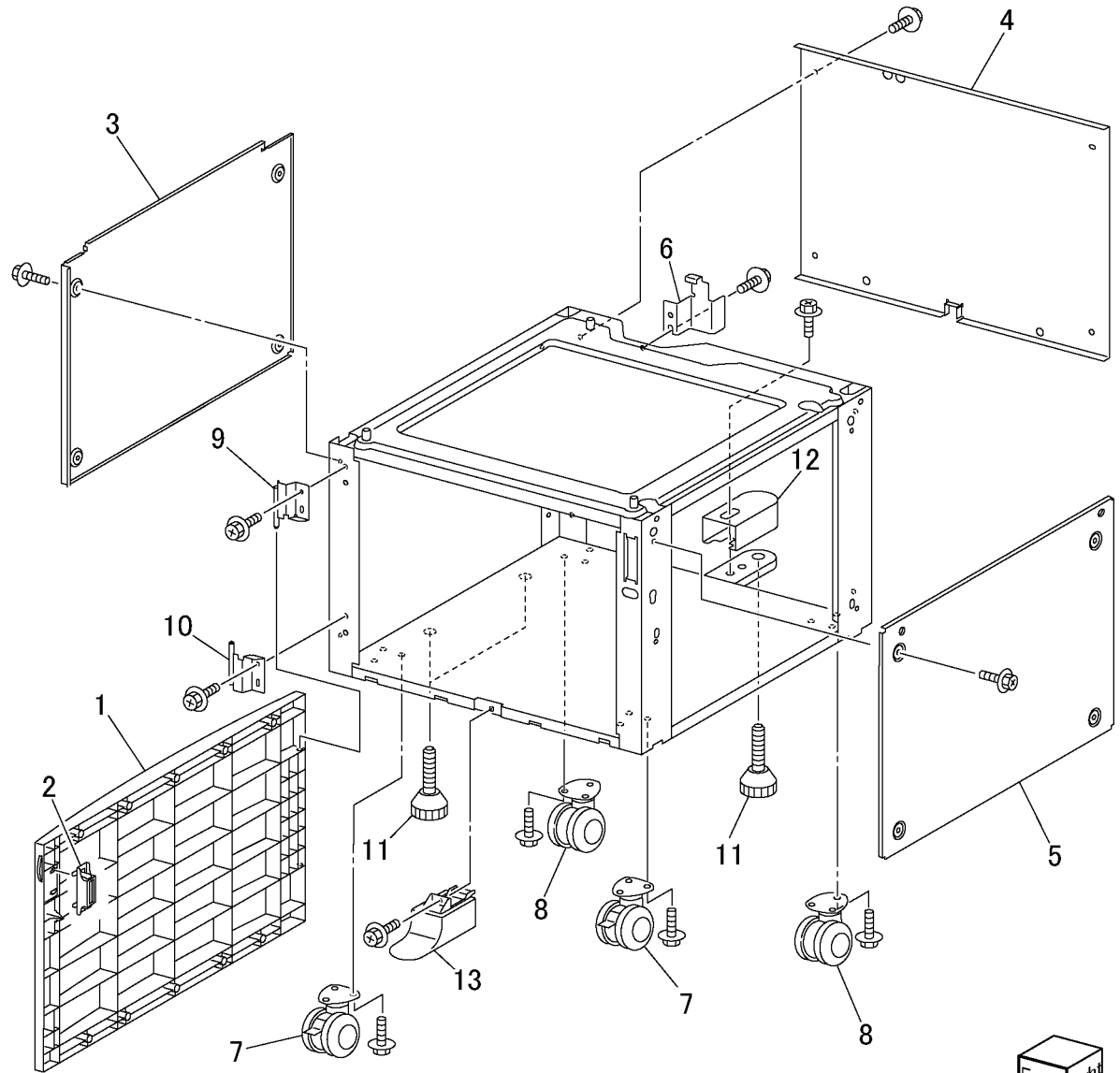




PL 14.1 Mobile Stand

Item	Part	Description
1	-	Front Cover (Not Spared)
2	-	Magnet (Not Spared)
3	-	Left Cover (Not Spared)
4	-	Rear Cover (Not Spared)
5	-	Right Cover (Not Spared)
6	-	Bracket (Not Spared)
7	-	Caster (s) (Not Spared)
8	-	Caster (Not Spared)
9	-	Upper Hinge (Not Spared)
10	-	Lower Hinge (Not Spared)
11	-	Foot (Not Spared)
12	-	Foot Cover (Not Spared)
13	-	Stopper (Not Spared)

PL14.1

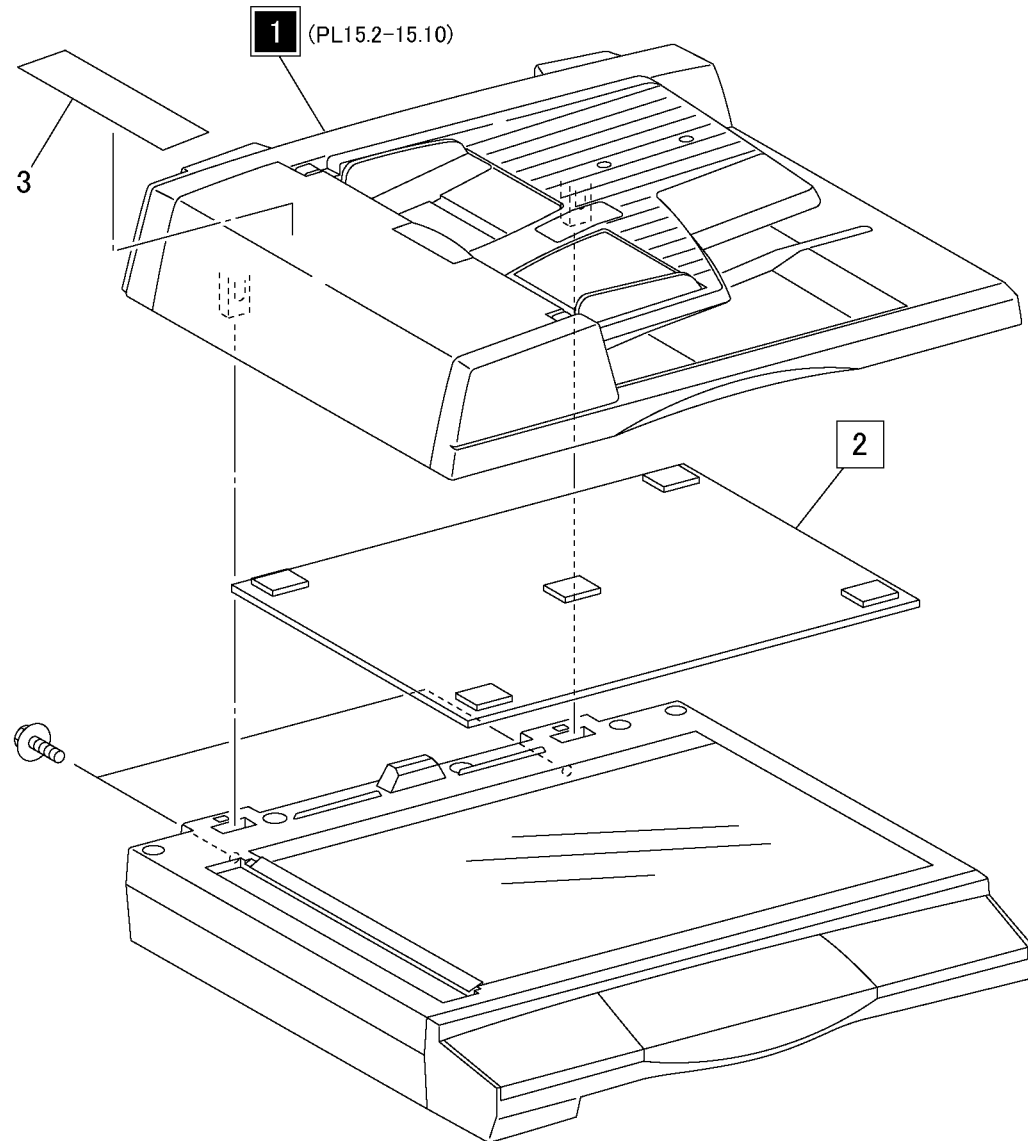


j0ch51401

PL 15.1 DADF/ADF Assembly

Item	Part	Description
1	022K67680	DADF Assembly (with Item 2) (REP 15.1.1) (ADJ 15.1.1)
-	022K67690	ADF Assembly (with Item 2) (REP 15.1.1) (ADJ 15.1.1)
2	004E14200	Platen Cushion (REP 15.1.2)
3	-	Label (Instruction) (Not Spared)

PL15.1

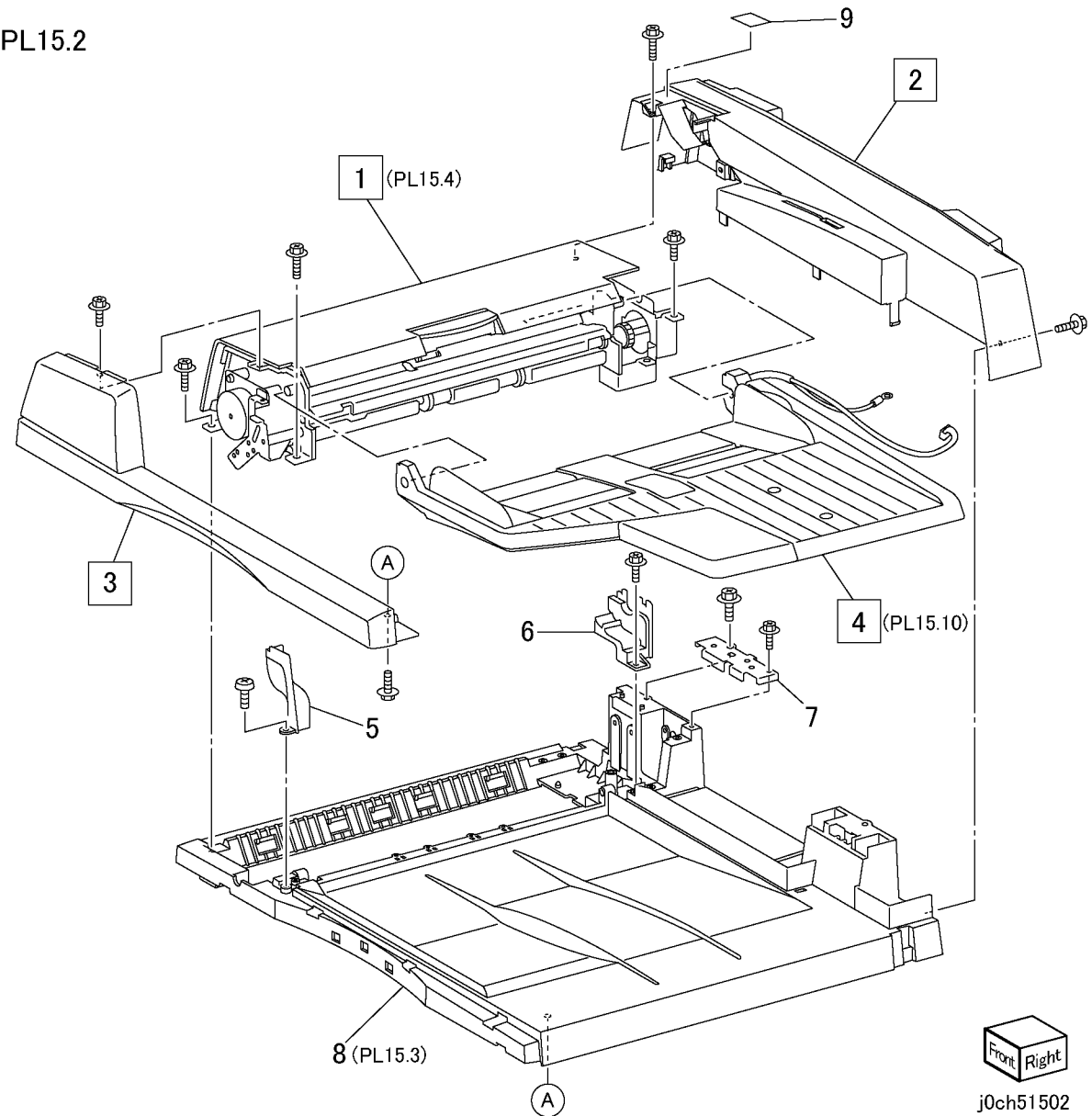


j0ch51501

PL 15.2 DADF/ADF Component, Cover

Item	Part	Description
1	059K33880	DADF Feeder Assembly (PL 15.4) (REP 15.2.2)
-	059K33890	ADF Feeder Assembly (PL 15.4) (REP 15.2.2)
2	802E68630	Rear Cover (REP 15.2.4)
3	802E68640	Front Cover (REP 15.2.3)
4	050K51140	Document Tray Assembly (PL 15.10) (REP 15.2.1)
5	-	Front Blind Cover (P/O PL 15.1 Item 1)
6	-	Rear Blind Cover (P/O PL 15.1 Item 1)
7	-	Support Bracket (P/O PL 15.1 Item 1)
8	801K15460	Base Cover Assembly (PL 15.3)
9	-	Label

PL15.2

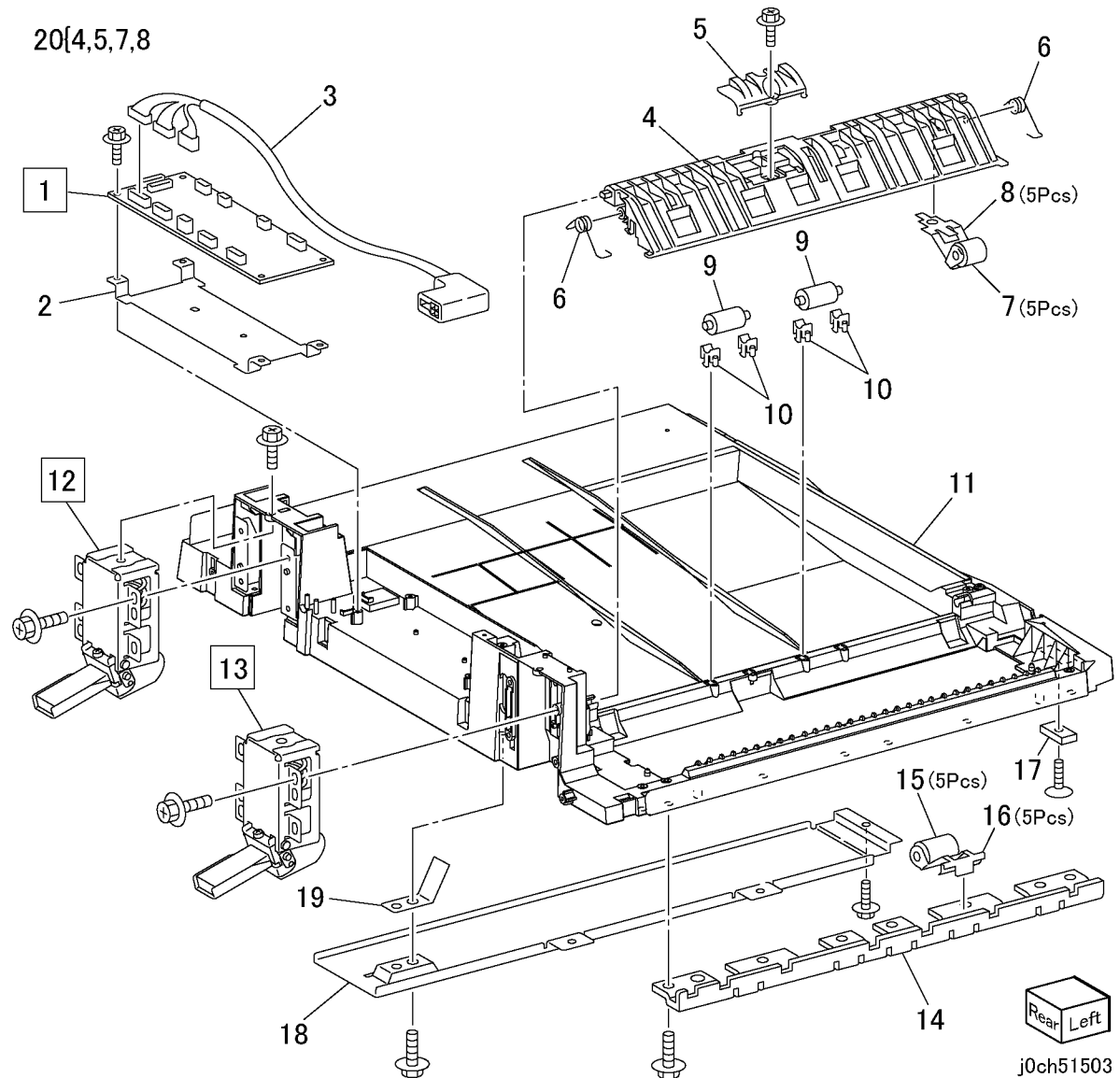


PL 15.3 DADF/ADF Base Cover Component

Item	Part	Description
1	960K02740	DADF/ADF PWB (REP 15.3.1)
2	-	Bracket
3	962K25030	DADF/ADF - IIT Cable
4	-	Exit Chute (P/O PL 15.3 Item 20)
5	-	Stamp Cover (P/O PL 15.3 Item 20)
6	-	Exit Chute Spring (Coil) (P/O PL 15.3 Item 20)
7	-	Read In Pinch Roller (P/O PL 15.1 Item 1)
8	-	Spring Plate (Read In) (P/O PL 15.1 Item 1)
9	-	Exit Pinch Roller (P/O PL 15.1 Item 1)
10	-	Bush (P/O PL 15.3 Item 8)
11	-	Base Cover Assembly (With 20) (P/O PL 15.1 Item 1)
12	003K13550	Right Counter Balance (REP 15.3.3)
13	003K13560	Left Counter Balance (REP 15.3.2)
14	-	Pinch Roll Bracket (P/O PL 15.3 Item 8)
15	-	Read Out Pinch Roller (P/O PL 15.1 Item 1)
16	-	Spring Plate (Read Out) (P/O PL 15.3 Item 8)
17	-	Interlock Magnet (P/O PL 15.3 Item 8)
18	-	Bottom Plate (P/O PL 15.3 Item 8)
19	-	DADF Earth Spring (P/O PL 15.3 Item 8)
20	-	Exit Assembly (P/O PL 15.1 Item 1)

PL15.3

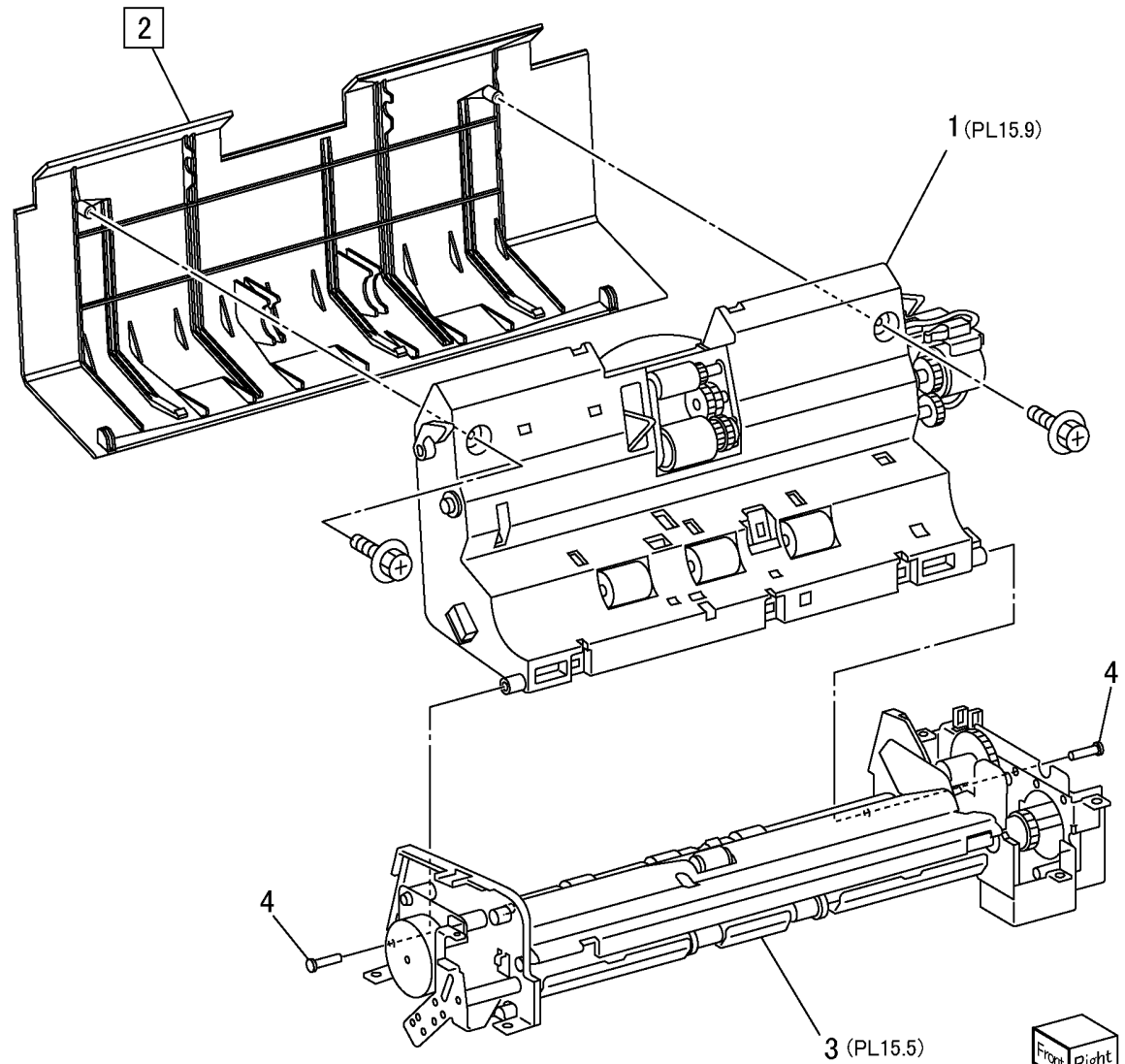
20{4,5,7,8}



PL 15.4 DADF/ADF Feeder Component

Item	Part	Description
1	059K35890	Upper Feeder Assembly (PL 15.9)
2	802E68680	Top Cover (REP 15.4.1)
3	059K35910	DADF Lower Feeder Assembly (PL 15.5)
-	059K35920	ADF Lower Feeder Assembly (PL 15.5)
4	-	Pin (P/O PL 15.2 Item 1)

PL15.4

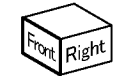
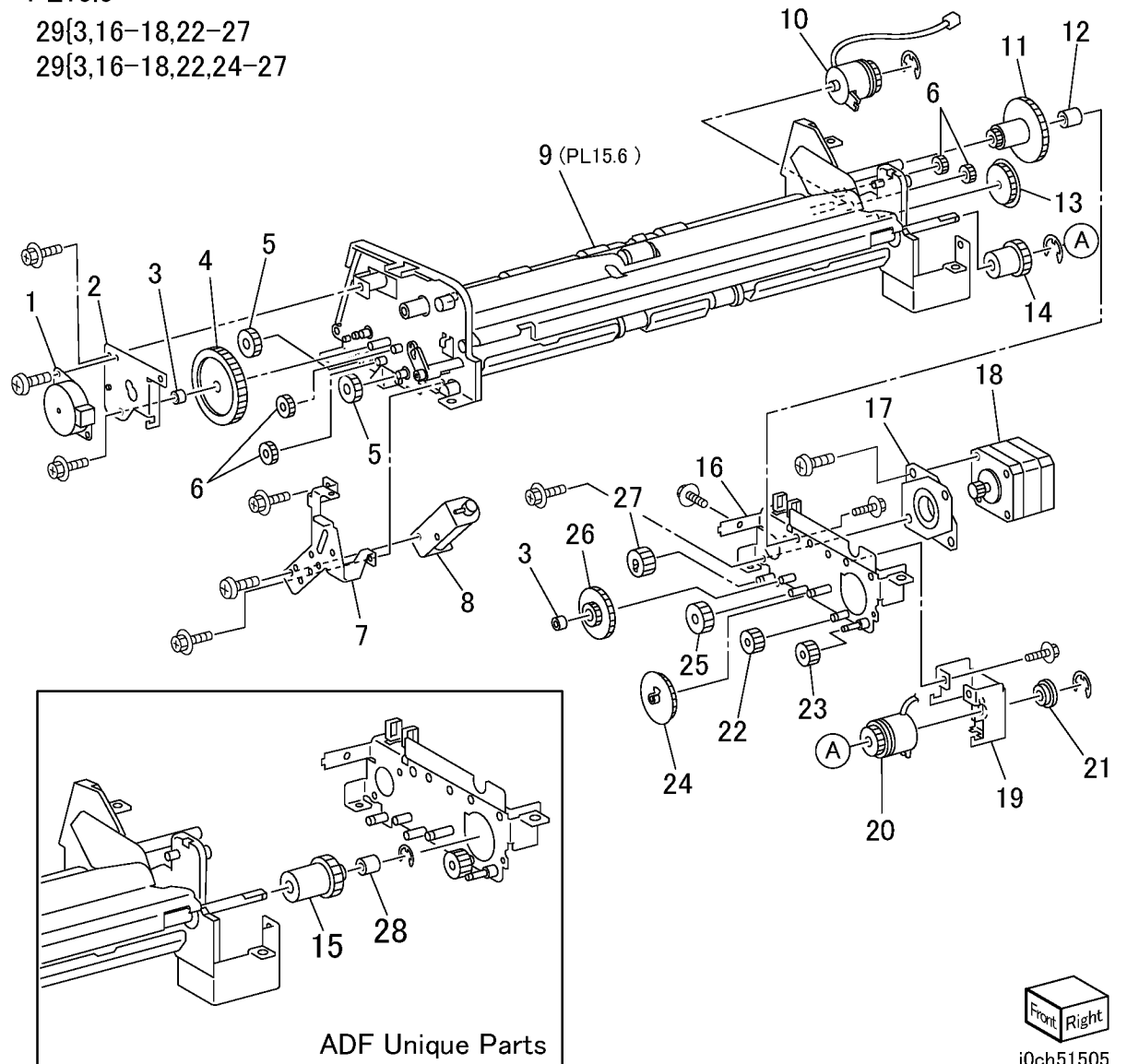


Front Right
j0ch51504

PL 15.5 DADF/ADF Lower Feeder Component

Item	Part	Description
1	127K40110	Document Read Motor
2	-	Bracket (P/O PL 15.4 Item 3)
3	-	Bearing (Oil less) (P/O PL 15.5 Item 29)
4	-	Gear (101T-16T) (P/O PL 15.4 Item 3)
5	-	Gear (22T) (P/O PL 15.4 Item 3)
6	-	Gear (20T) (P/O PL 15.4 Item 3)
7	-	Bracket (P/O PL 15.4 Item 3)
8	121K34450	Exit Reverse Solenoid (DADF Only)
9	-	DADF Lower Feeder Assembly (PL 15.6) (P/O PL 15.4 Item 3)
-	-	ADF Lower Feeder Assembly (PL 15.6) (P/O PL 15.4 Item 3)
10	121K34460	Document Registration Clutch
11	-	Gear (51T-17T) (P/O PL 15.4 Item 3)
12	-	Bearing (Oil less) (P/O PL 15.4 Item 3)
13	-	Gear (39T) (P/O PL 15.4 Item 3)
14	005K07190	Torque Limiter (DADF Only)
15	-	Gear (24T) (ADF Only) (P/O PL 15.4 Item 3)
16	-	Bracket (P/O PL 15.5 Item 29)
17	-	Damper (P/O PL 15.5 Item 29)
18	127K40120	Document Drive Motor
19	-	Bracket (P/O PL 15.4 Item 3)
20	121K34460	Exit Reverse Clutch (DADF Only)
21	-	Bearing (Oil less) (P/O PL 15.4 Item 3)
22	-	Gear (23T) (P/O PL 15.4 Item 3)
23	-	Gear (23T) (DADF Only) (P/O PL 15.4 Item 3)
24	-	Gear (39T) (P/O PL 15.4 Item 3)
25	-	Gear (29T) (P/O PL 15.4 Item 3)
26	-	Gear (60T-27T) (P/O PL 15.4 Item 3)
27	-	Gear (29T) (P/O PL 15.4 Item 3)
28	-	Bearing (Oil less) (ADF Only) (P/O PL 15.4 Item 3)
29	-	DADF Document Drive Motor Assembly (P/O PL 15.4 Item 3)
-	-	ADF Document Drive Motor Assembly (P/O PL 15.4 Item 3)

PL15.5
29{3,16-18,22-27
29{3,16-18,22,24-27

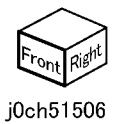
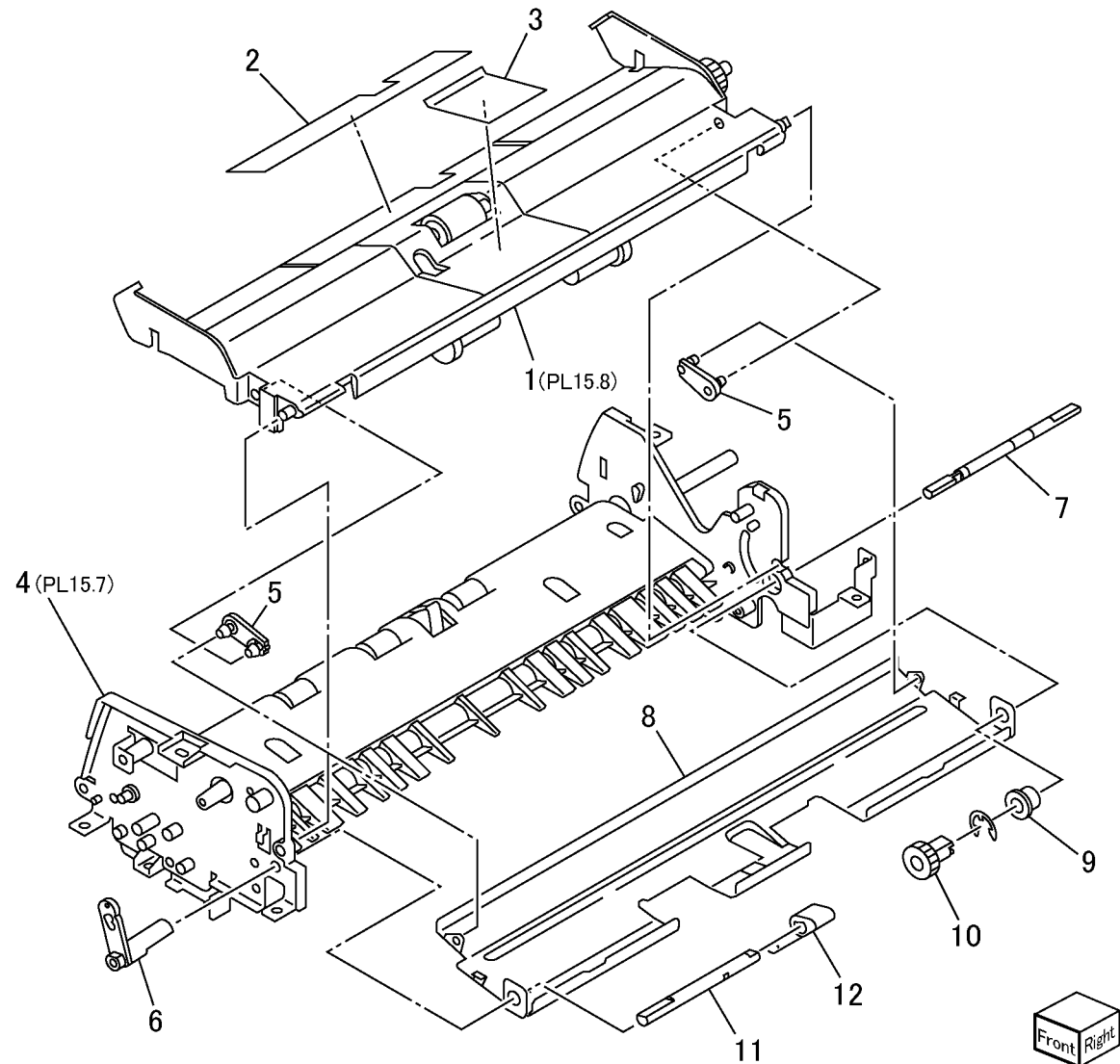


j0ch51505

PL 15.6 DADF/ADF Retard Roll Component

Item	Part	Description
1	059K35940	Retard Roll Assembly (with 2,3) (PL 15.8)
2	-	Registration Mylar (P/O PL 15.5 Item 9)
3	-	Retard Mylar (P/O PL 15.5 Item 9)
4	-	Base Lower Feeder Assembly (PL 15.7) (P/O PL 15.5 Item 9)
5	-	Arm Pin (P/O PL 15.5 Item 9)
6	-	Solenoid Arm (P/O PL 15.5 Item 9)
7	-	Shaft (P/O PL 15.5 Item 9)
8	-	Paper Guide Plate (P/O PL 15.5 Item 9)
9	-	Bearing (Oil less) (P/O PL 15.5 Item 9)
10	-	Gear (15T) (P/O PL 15.5 Item 9)
11	-	Lift Shaft (P/O PL 15.5 Item 9)
12	-	Lift (DADF Only) (P/O PL 15.5 Item 9)

PL15.6



j0ch51506

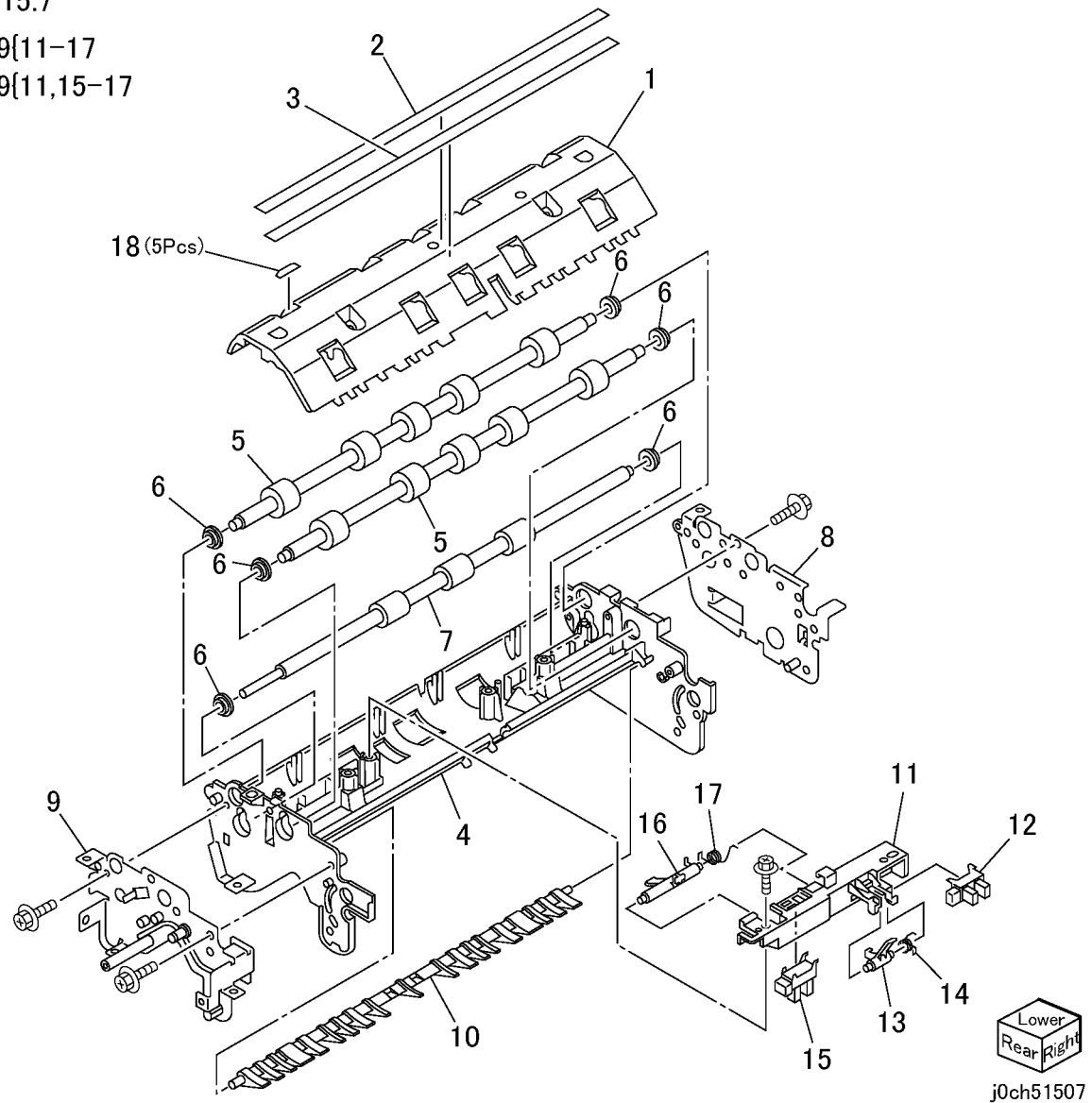
PL 15.7 DADF/ADF Lower Feeder Assembly

Item	Part	Description
1	-	Bottom Chute (with Item 18) (P/O PL 15.6 Item 4)
2	-	White Sheet (P/O PL 15.6 Item 4)
3	-	Bottom Sheet (P/O PL 15.6 Item 4)
4	-	Base Frame (P/O PL 15.6 Item 4)
5	-	Read In/Out Roller (P/O PL 15.6 Item 4)
6	-	Bearing (Oil less) (P/O PL 15.6 Item 4)
7	-	Registration Roller (P/O PL 15.6 Item 4)
8	-	Front Bracket (P/O PL 15.6 Item 4)
9	-	Rear Bracket (P/O PL 15.6 Item 4)
10	-	DADF Invert Gate (P/O PL 15.6 Item 4)
11	-	Sensor Holder (P/O PL 15.7 Item 19)
12	-	Invert Sensor (DADF Only) (P/O PL 15.6 Item 4)
13	-	Invert Sensor Actuator (DADF Only) (P/O PL 15.6 Item 4)
14	-	Spring (DADF Only) (P/O PL 15.7 Item 19)
15	-	Document Lead Edge Sensor (P/O PL 15.6 Item 4)
16	-	Document Lead Edge Sensor Actuator (P/O PL 15.7 Item 19)
17	-	Spring (P/O PL 15.7 Item 19)
18	-	Seal (P/O PL 15.6 Item 4)
19	-	Registration Sensor Assembly (DADF) (P/O PL 15.6 Item 4)
-	-	Registration Sensor Assembly (ADF) (P/O PL 15.6 Item 4)

PL15.7

19{11-17

19{11,15-17

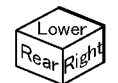
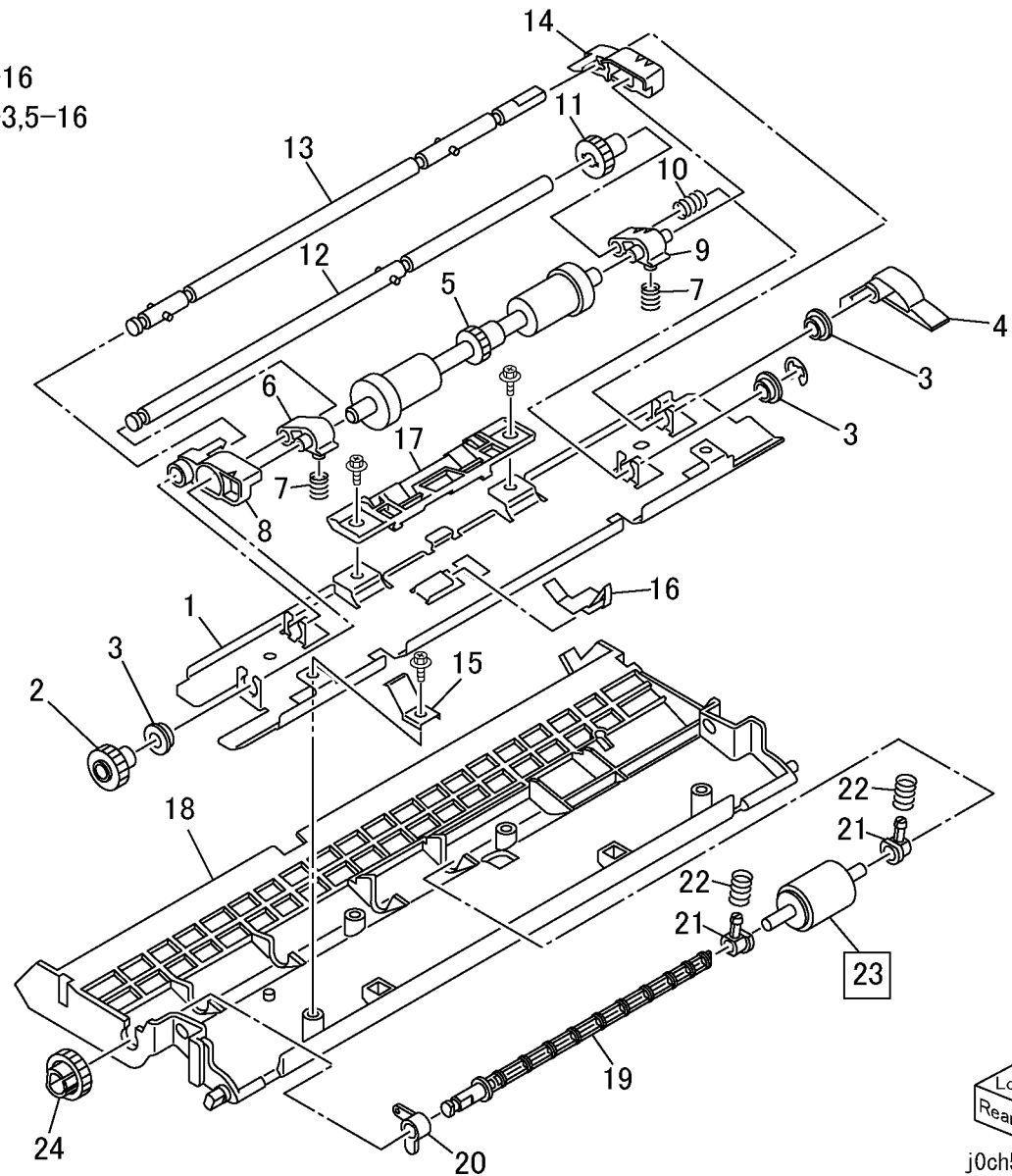


PL 15.8 DADF/ADF Retard Roll Assembly

Item	Part	Description
1	-	Plate (P/O PL 15.8 Item 25)
2	-	Gear (18T) (P/O PL 15.8 Item 25)
3	-	Bearing (P/O PL 15.8 Item 25)
4	-	Lift Arm (DADF Only) (P/O PL 15.8 Item 25)
5	-	Exit Roller (P/O PL 15.8 Item 25)
6	-	Rear Exit Arm (P/O PL 15.8 Item 25)
7	-	Spring (Coil) (P/O PL 15.8 Item 25)
8	-	Rear Release Arm (P/O PL 15.8 Item 25)
9	-	Front Exit Arm (P/O PL 15.8 Item 25)
10	-	Spring (Coil) (P/O PL 15.8 Item 25)
11	-	Gear (18T) (P/O PL 15.8 Item 25)
12	-	Exit Roll Drive Shaft (P/O PL 15.8 Item 25)
13	-	Release Shaft (P/O PL 15.8 Item 25)
14	-	Front Release Arm (P/O PL 15.8 Item 25)
15	-	Spring Plate (P/O PL 15.8 Item 25)
16	-	Spring Plate (P/O PL 15.8 Item 25)
17	-	Plate (P/O PL 15.6 Item 1)
18	-	Retard Roll Chute (REP 15.8.1) (P/O PL 15.6 Item 1)
19	-	Retard Roll Drive Shaft (P/O PL 15.6 Item 1)
20	-	Bush (P/O PL 15.6 Item 1)
21	-	Bush (P/O PL 15.6 Item 1)
22	-	Spring (Coil) (P/O PL 15.6 Item 1)
23	-	Retard Roll (REP 15.8.1) (P/O PL 15.6 Item 1)
24	-	Gear (20T) (P/O PL 15.6 Item 1)
25	-	Exit Roll Assembly (DADF Only) (P/O PL 15.6 Item 1)
-	-	Exit Roll Assembly (ADF Only) (P/O PL 15.6 Item 1)

PL15.8

25{1-16
25{1-3,5-16



j0ch51508

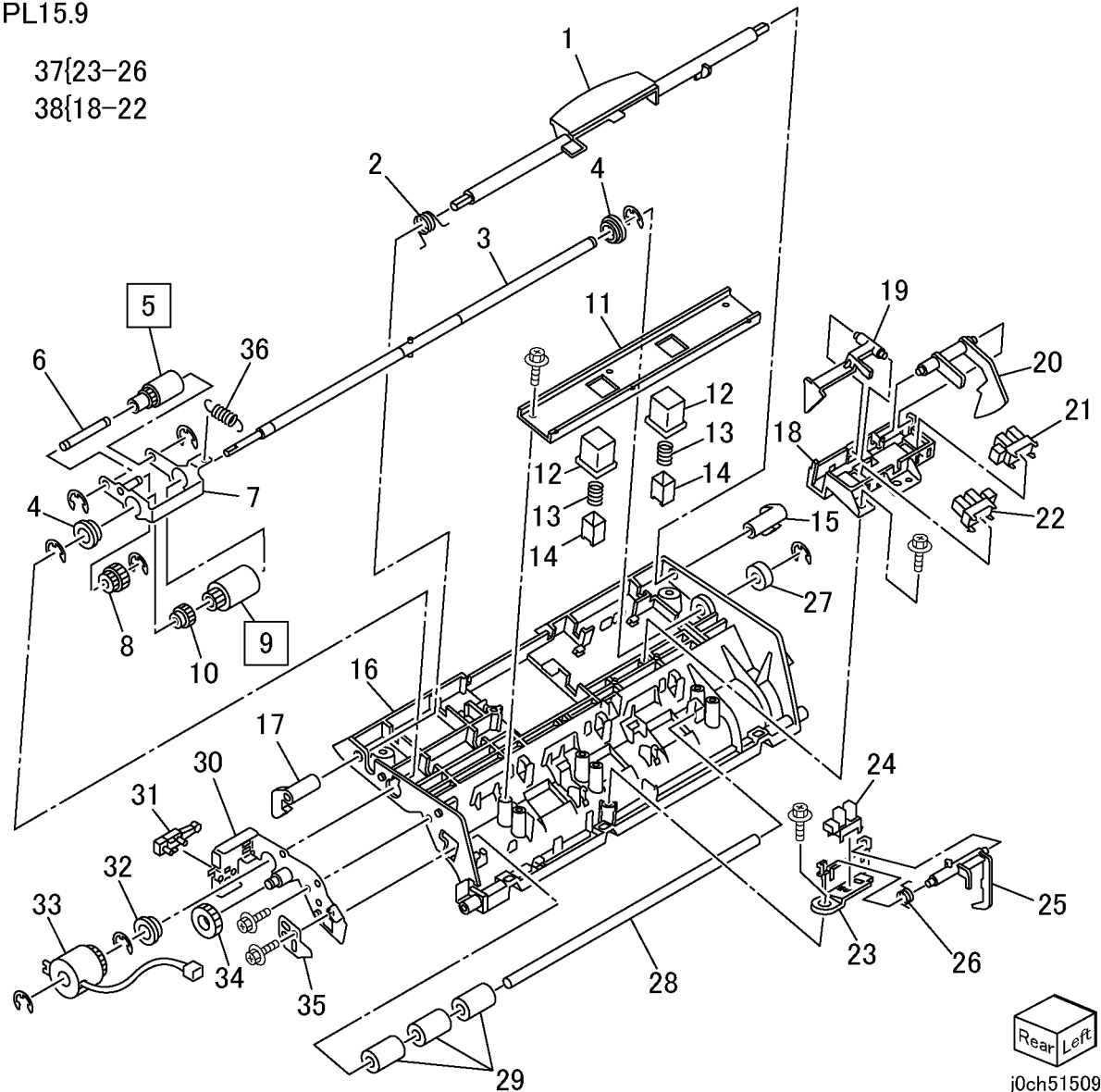
PL 15.9 Upper Feeder Assembly

Item	Part	Description
1	-	Lock Lever (P/O PL 15.4 Item 1)
2	-	Spring (P/O PL 15.4 Item 1)
3	-	Main Shaft (P/O PL 15.4 Item 1)
4	-	Bearing (P/O PL 15.4 Item 1)
5	-	Pickup Roll (REP 15.9.1) (P/O PL 15.4 Item 1)
6	-	Pickup Roll Shaft (P/O PL 15.4 Item 1)
7	-	Housing (P/O PL 15.4 Item 1)
8	-	Gear (18T-22T) (P/O PL 15.4 Item 1)
9	-	Feed Roll (REP 15.9.1) (P/O PL 15.4 Item 1)
10	-	Gear (22T) (P/O PL 15.4 Item 1)
11	-	Plate (P/O PL 15.4 Item 1)
12	-	Spring Box (P/O PL 15.4 Item 1)
13	-	Spring (Coil) (P/O PL 15.4 Item 1)
14	-	Spring Housing (P/O PL 15.4 Item 1)
15	-	Front Lock Arm (P/O PL 15.4 Item 1)
16	-	Top Frame (P/O PL 15.4 Item 1)
17	-	Rear Lock Arm (P/O PL 15.4 Item 1)
18	-	Sensor Holder (P/O PL 15.9 Item 38)
19	-	Document Set Sensor Actuator (P/O PL 15.9 Item 38)
20	-	Document Feeder Width Sensor Actuator (P/O PL 15.9 Item 38)
21	-	Document Feeder Width Sensor (P/O PL 15.4 Item 1)
22	-	Document Set Sensor (P/O PL 15.9 Item 38) (P/O PL 15.4 Item 1)
23	-	Sensor Holder (P/O PL 15.9 Item 37)
24	-	Document Feed Sensor (P/O PL 15.4 Item 1)
25	-	Document Feed Sensor Actuator (P/O PL 15.9 Item 37)
26	-	Spring (P/O PL 15.9 Item 37)
27	-	Bearing (One Way) (P/O PL 15.4 Item 1)
28	-	Shaft (P/O PL 15.4 Item 1)
29	-	Registration Pinch Roller (P/O PL 15.4 Item 1)
30	-	Plate (P/O PL 15.4 Item 1)
31	-	DADF/ADF Top Cover Switch (P/O PL 15.4 Item 1)
32	-	Bearing (P/O PL 15.4 Item 1)
33	121K34460	Document Feed Clutch
34	-	Gear (20T) (P/O PL 15.4 Item 1)
35	-	Adjust Plate (P/O PL 15.4 Item 1)
36	-	Spring (P/O PL 15.4 Item 1)
37	-	Read Sensor Assembly (P/O PL 15.4 Item 1)
38	-	Document Set Sensor Assembly (P/O PL 15.4 Item 1)

PL15.9

37{23-26

38{18-22

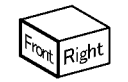
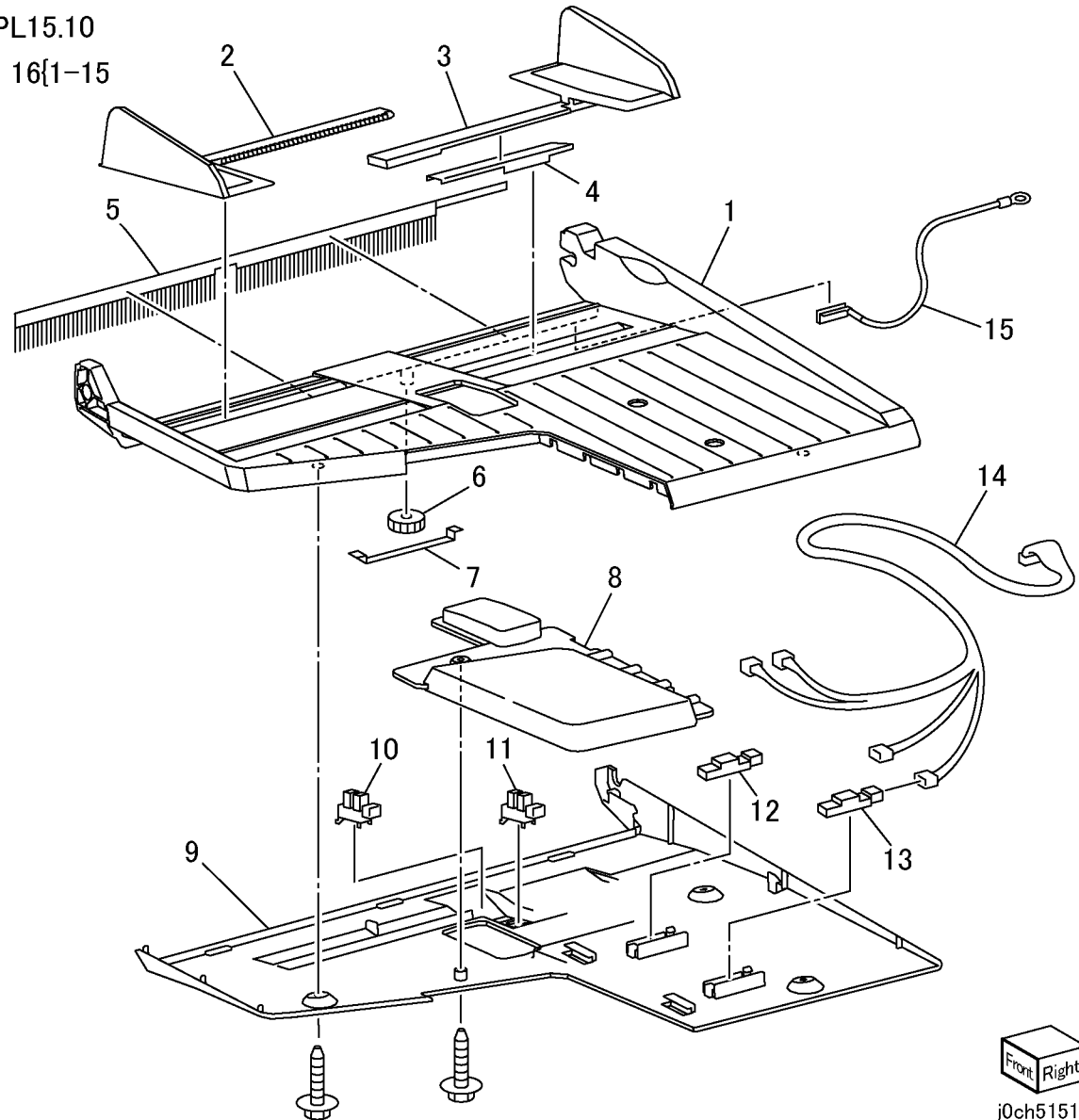


j0ch51509

PL 15.10 DADF/ADF Document Tray

Item	Part	Description
1	-	Upper Document Tray (P/O PL 15.10 Item 16)
2	-	Front Side Guide (P/O PL 15.10 Item 16)
3	-	Rear Side Guide (P/O PL 15.10 Item 16)
4	-	Width Sensor Actuator (P/O PL 15.10 Item 16)
5	-	Eliminator (P/O PL 15.10 Item 16)
6	-	Pinion Gear (P/O PL 15.10 Item 16)
7	-	Pinion Spring (P/O PL 15.10 Item 16)
8	-	Clear Cover (P/O PL 15.10 Item 16)
9	-	Lower Document Tray (P/O PL 15.10 Item 16)
10	-	Document Tray Width Sensor 1 (P/O PL 15.10 Item 16)
11	-	Document Tray Width Sensor 2 (P/O PL 15.10 Item 16)
12	-	Document Tray Length Sensor 1 (P/O PL 15.10 Item 16)
13	-	Document Tray Length Sensor 2 (P/O PL 15.10 Item 16)
14	-	Wire Harness (P/O PL 15.10 Item 16)
15	-	Earth Plate (P/O PL 15.10 Item 16)
16	050K51140	Document Tray Assembly

PL15.10
16[1-15]



j0ch51510

Common Hardware

Item	Part	Description
A	112W27677	Screw (Red) (M3x6)
B	112W27678	Screw (M3x6)
C	112W27851	Screw (M3x8)
D	112W27898	Screw (M3x8)
E	113W15488	Screw (M2x4)
F	113W20678	Screw (M3x6)
G	113W20857	Screw (M3x8)
H	113W21278	Screw (M3x12)
J	113W21778	Screw (M3x18)
K	113W27688	Screw (M3x6)
L	113W36278	Screw (M4x12)
M	114W27678	Screw (M3x6)
N	141W35651	Setscrew (M4x6)
P	153W17688	Tapping Screw (M3x6)
Q	153W17888	Tapping Screw (M3x8)
R	153W18088	Tapping Screw (M3x10)
S	153W27678	Tapping Screw (M3x6)
T	153W27878	Tapping Screw (M3x8)
U	158W27655	Screw (M3x6)
V	158W27663	Screw (M3x6)
W	158W27677	Screw (Red) (M3x6)
X	158W27678	Screw (M3x6)
Y	158W27855	Screw (M3x8)
Z	158W27863	Screw (M3x8)
AA	158W27878	Screw (M3x8)
AB	158W28078	Screw (M3x10)
AC	158W28255	Screw (M3x12)
AD	158W28278	Screw (M3x12)
AE	158W35678	Screw (M4x6)
AF	220W21278	Nut (M3)
AG	271W21250	Dowel Pin (2.5x12)
AH	285W16251	Spring Pin (2x12)
AJ	285W28051	Spring Pin (3x10)
AK	354W15251	E-Clip (2)
AL	354W15278	E-Clip (2)
AM	354W21251	E-Clip (3)
AN	354W21278	E-Clip (3)
AP	354W24251	E-Clip (4)
AQ	354W24254	KL-Clip (4)
AR	354W24278	E-Clip (4)
AS	354W26278	E-Clip (5)
AT	354W27251	E-Clip (6)
AU	354W27254	KL-Clip (6)
AV	354W27278	E-Clip (6)
AW	354W28278	E-Clip (7)
AX	354W29251	E-Clip (8)
AY	354W29278	E-Clip (8)
AZ	251W21278	Washer (3) (t 0.5)
BA	113W27651	Screw (M3x6)
BB	112W27659	Screw (M3x6)
BC	113W16051	Screw (M2x10)
BD	113W20688	Screw (M2.5x6)
BE	113W27551	Screw (M3x5)
BF	141W27451	Setscrew (M3x4)
BG	153W15888	Tapping Screw (M4x12)
BH	153W16288	Tapping Screw (M4x12)
BJ	158W35878	Screw (M4x8)
BK	271W16050	Dowel Pin (2x10)
BL	285W16051	Spring Pin (2x10)
BM	153W17655	Tapping Screw (M3x6)
BN	153W17855	Tapping Screw (M3x8)
BP	252W29450	Nylon Washer (8) (t 1)
BQ	158W36255	Screw (M4x12)
BR	354W26251	E-Clip (5)
BS	153W27855	Tapping Screw (M3x8)
BT	113W20457	Screw (M3x4)
BU	113W27451	Screw (M3x4)
BV	113W20657	Screw (M3x6)
BW	112W35651	Screw (M4x6)
BX	112W27859	Screw (M3x8)
BY	158W28678	Screw (M3x16)
BZ	285W21851	Spring Pin (2.5x20)

Part Number Index

Table 1 Part Number Index

Part Number	Part List
001E 66190	PL 11.3
003E 60950	PL 2.1
003E 61510	PL 12.1
	PL 13.1
003K 13550	PL 15.3
003K 13560	PL 15.3
004E 14200	PL 15.1
005K 05890	PL 12.3
	PL 12.3
	PL 13.3
005K 06760	PL 12.3
	PL 13.3
005K 07010	PL 13.3
005K 07190	PL 15.5
007E 79140	PL 1.1
007E 79150	PL 1.1
007E 79710	PL 7.2
007K 88574	PL 1.1
007K 88711	PL 13.6
007K 88721	PL 12.6
010E 93341	PL 12.2
	PL 13.2
011E 14582	PL 8.1
011E 14590	PL 8.1
011E 15150	PL 7.2
014E 44770	PL 12.3
	PL 13.3
014E 45350	PL 2.1
014E 51110	PL 12.1
	PL 13.1
019E 56551	PL 7.2
019E 57700	PL 2.2
019E 58440	PL 11.4
019K 98722	PL 2.2
	PL 7.2
022K 67680	PL 15.1
022K 67690	PL 15.1
032E 21060	PL 7.2
032K 96921	PL 4.2

Table 1 Part Number Index

Part Number	Part List
041K 94690	PL 11.2
050K 49741	PL 7.1
050K 49840	PL 12.1
	PL 13.1
050K 50150	PL 2.1
050K 51140	PL 15.2
	PL 15.10
054E 22621	PL 13.1
054E 22622	PL 12.1
054E 23940	PL 2.4
054K 23940	PL 2.4
054K 24051	PL 2.5
054K 24060	PL 2.7
054K 26150	PL 2.7
054K 26190	PL 2.1
059E 98190	PL 12.4
059K 26250	PL 12.5
	PL 13.5
059K 26293	PL 13.3
059K 27141	PL 7.2
059K 27150	PL 7.2
059K 29553	PL 12.1
	PL 12.1
	PL 12.3
	PL 13.1
	PL 13.3
059K 31021	PL 2.4
059K 32772	PL 2.2
059K 33023	PL 8.1
059K 33030	PL 6.1
059K 33550	PL 6.1
059K 33880	PL 15.2
059K 33890	PL 15.2
059K 35890	PL 15.4
059K 35910	PL 15.4
059K 35920	PL 15.4
059K 35940	PL 15.6
062K 15270	PL 11.1
068K 24540	PL 11.1
090E 02380	PL 11.2
090E 91720	PL 11.2

Table 1 Part Number Index

Part Number	Part List
101K 45550	PL 9.1
101K 46120	PL 9.3
101K 46340	PL 9.1
104E 94080	PL 9.1
105E 11410	PL 9.1
105E 11660	PL 9.1
105E 11670	PL 9.1
105E 12930	PL 11.1
110E 10620	PL 12.4
	PL 13.4
110E 11320	PL 9.1
110E 11550	PL 11.3
110E 11560	PL 11.2
110E 93440	PL 8.1
110E 94770	PL 2.5
	PL 9.1
110K 11680	PL 2.1
	PL 12.1
	PL 13.1
110K 11810	PL 4.2
117E 10550	PL 9.1
117E 22550	PL 9.1
117E 23870	PL 9.1
120E 21261	PL 8.1
120E 22121	PL 5.1
120E 22481	PL 12.3
120E 23790	PL 2.1
121E 92780	PL 7.2
121K 31530	PL 12.6
	PL 13.6
121K 32581	PL 2.3
121K 32660	PL 2.4
121K 34450	PL 15.5
121K 34460	PL 15.5
	PL 15.5
	PL 15.9
126K 16451	PL 5.1
126K 16461	PL 5.1
127K 37961	PL 6.2
	PL 6.3
127K 37970	PL 8.1

Table 1 Part Number Index

Part Number	Part List
127K 38170	PL 12.3
	PL 13.3
127K 39430	PL 4.2
127K 39460	PL 6.3
127K 39470	PL 4.2
127K 40070	PL 11.4
127K 40110	PL 15.5
127K 40120	PL 15.5
130E 82740	PL 5.1
130E 87050	PL 11.2
130E 87070	PL 11.4
130K 61530	PL 4.2
130K 64121	PL 12.5
	PL 13.5
130K 64270	PL 2.4
130K 64471	PL 12.5
133K 23850	PL 9.2
152S 06000	PL 9.1
152S 06001	PL 9.1
152S 06002	PL 9.1
152S 06003	PL 9.1
160K 94225	PL 8.1
160K 95827	PL 9.1
160K 95830	PL 4.2
	PL 4.2
160K 97490	PL 12.6
160K 99145	PL 9.2
177E 91820	PL 11.5
177E 91830	PL 11.5
537K 68431	PL 9.2
537K 68980	PL 9.3
537K 69530	PL 9.3
604K 20460	PL 8.2
604K 20470	PL 8.2
604K 20500	PL 1.1
604K 20530	PL 12.3
	PL 13.3
604K 20540	PL 12.2
	PL 13.2
604K 20550	PL 2.1
	PL 12.1

Table 1 Part Number Index

Part Number	Part List
	PL 12.2
	PL 13.2
604K 20720	PL 12.5
	PL 12.6
604K 20910	PL 3.1
801K 05762	PL 7.1
	PL 7.2
801K 15460	PL 15.2
802E 54750	PL 12.7
802E 54762	PL 12.7
802E 54771	PL 12.7
802E 55172	PL 8.1
802E 55211	PL 7.1
802E 55731	PL 10.2
802E 55770	PL 7.1
802E 55780	PL 10.2
802E 55791	PL 10.2
802E 55800	PL 10.2
802E 55815	PL 10.2
802E 55820	PL 10.2
802E 62590	PL 10.2
802E 64120	PL 11.7
802E 68620	PL 11.7
802E 68630	PL 15.2
802E 68640	PL 15.2
802E 68680	PL 15.4
802K 49240	PL 2.5
802K 53505	PL 12.4
802K 56094	PL 2.5
802K 56160	PL 10.1
802K 56170	PL 10.1
802K 57023	PL 13.4
802K 62050	PL 10.1
802K 63590	PL 2.5
802K 64640	PL 11.7
802K 64860	PL 10.1
802K 66230	PL 11.1
802K 66240	PL 11.1
802K 66570	PL 11.7
802K 71860	PL 11.7
802K 71880	PL 11.2

Table 1 Part Number Index

Part Number	Part List
802K 74150	PL 11.1
806E 04191	PL 2.2
806E 04920	PL 11.3
809E 27650	PL 2.2
809E 37170	PL 8.1
809E 38160	PL 7.1
809E 42201	PL 5.1
815E 08650	PL 11.2
830E 45710	PL 12.4
849E 13981	PL 2.7
893E 16030	PL 2.1
893E 17540	PL 11.1
893E 17550	PL 11.1
893E 20820	PL 13.1
893E 23040	PL 2.1
893E 30150	PL 11.1
930W 00103	PL 2.1
	PL 6.3
	PL 7.1
	PL 8.1
	PL 12.3
	PL 12.3
	PL 13.3
	PL 13.3
960K 02580	PL 9.3
960K 02590	PL 9.3
960K 02720	PL 11.6
960K 02730	PL 11.7
960K 02740	PL 15.3
960K 05230	PL 11.6
960K 05240	PL 11.6
960K 06520	PL 11.6
960K 07500	PL 13.6
960K 08770	PL 11.6
962K 13120	PL 7.1
962K 15270	PL 9.4
962K 15280	PL 9.4
962K 15290	PL 9.4
962K 15300	PL 9.4
962K 15311	PL 9.4
962K 15321	PL 9.4

Table 1 Part Number Index

Part Number	Part List
962K 15350	PL 9.4
962K 18171	PL 12.5
962K 18900	PL 12.5
962K 18940	PL 9.4
962K 19000	PL 9.4
962K 19691	PL 13.3
962K 19692	PL 12.3
962K 25030	PL 15.3
962K 28290	PL 11.2
962K 30590	PL 9.3